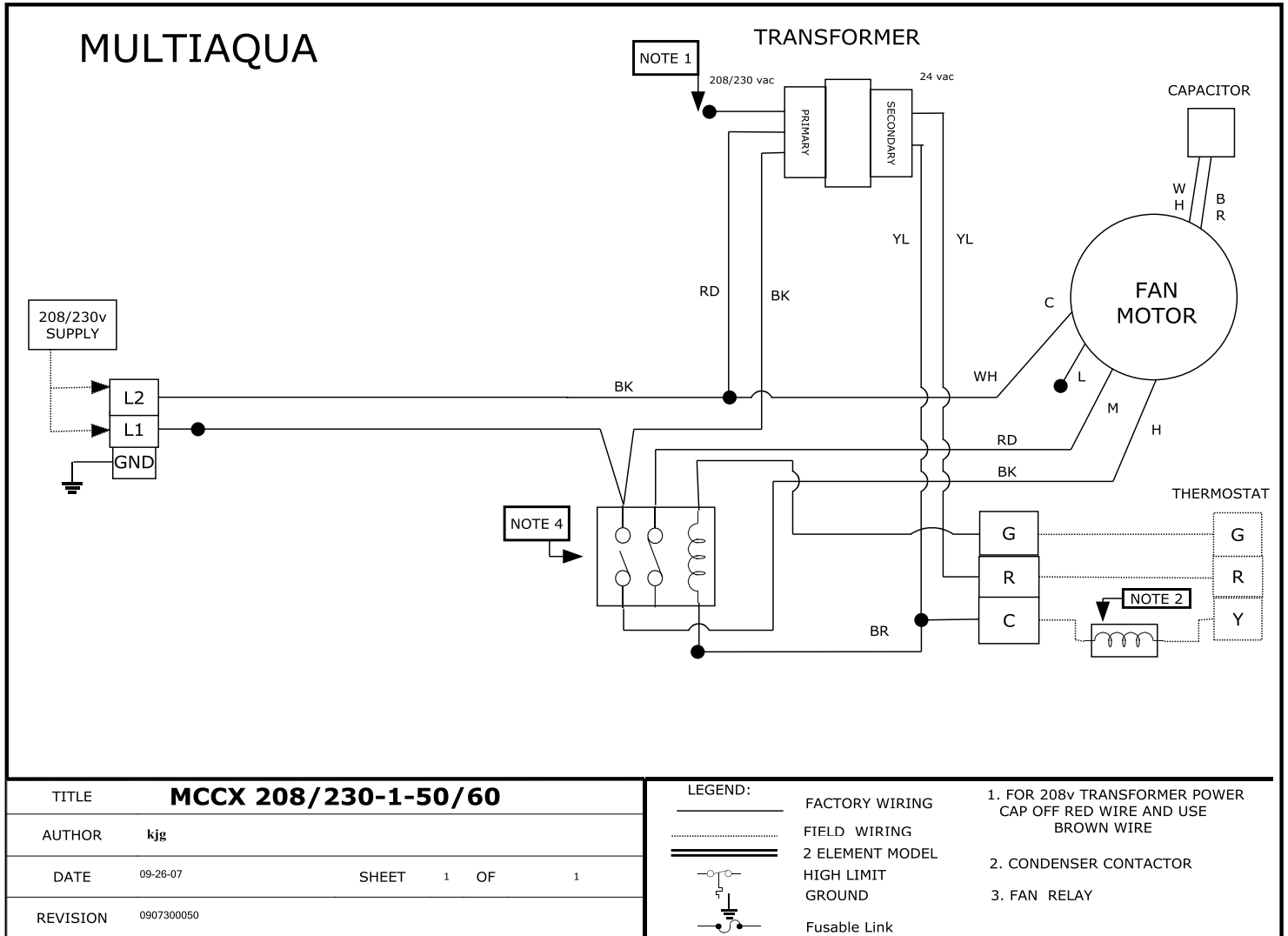


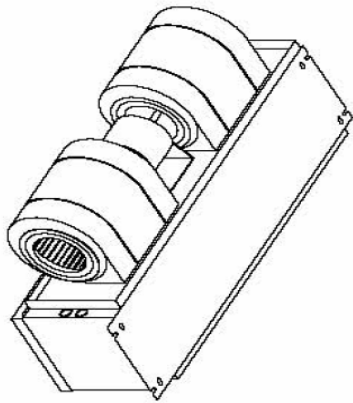
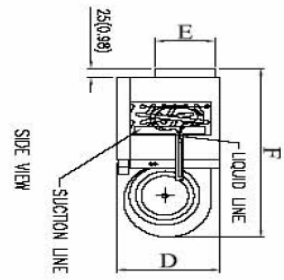
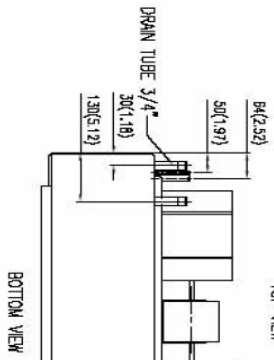
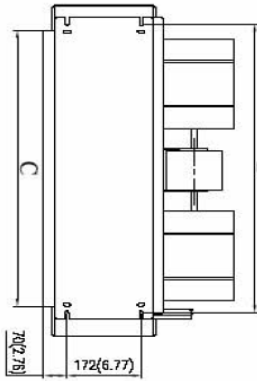
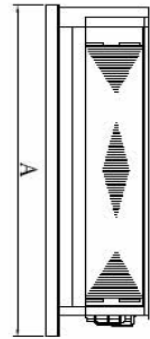
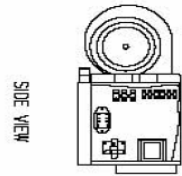
# MCCX-16-C-1 Wiring Diagram

208/230-1-50/60



# MCCX-16-C-1 Dimensional Drawing

MCCX Certified Drawing  
 Drawing # 0907400075



Model MCCX						
MODEL	A	B	C	D	E	F
04	958(37.72)	843(33.19)	801(31.54)	247(9.72)	139(5.47)	455(17.91)
06	958(37.72)	843(33.19)	801(31.54)	247(9.72)	139(5.47)	455(17.91)
08	958(37.72)	843(33.19)	801(31.54)	247(9.72)	139(5.47)	455(17.91)
10	1238(48.74)	1123(44.21)	1081(42.56)	298(11.73)	189(7.44)	455(17.91)
12	1238(48.74)	1123(44.21)	1081(42.56)	298(11.73)	189(7.44)	503(19.80)
16	1229(48.39)	1114(43.86)	1072(42.20)	349(13.74)	241(9.49)	503(19.80)
20	1432(56.38)	1317(51.85)	1275(50.20)	349(13.74)	241(9.49)	503(19.80)