



MCFCW-04-4HS-1 (4-Pipe) High Static Chilled/Hot Water Ceiling Concealed Cased Fan Coil 208/230V

4-Pipe Heating & Cooling Fan Coil 12,000 BTUH

*These specifications are subject to change without notice.
Check www.multiaqua.com for the latest information.*

HVAC Guide Specifications

Chilled and Hot Water Fan Coil High Static
4-Pipe
Nominal Size:
12,000 BTUH

MultiAqua Model Number:
MCFCW-04-4HS-1

Part 1-General

1.01 System Description

MultiAqua Chilled Water Fan Coils are manufactured with heavy gauge galvanized steel to resist corrosion.

1.02 Quality Assurance

- A. Certified in accordance with U.L. Standard 95, latest version (U.S.A.)
- B. Manufactured in a facility registered to ISO 9002, Manufacturing Quality Standard.
- C. Fully load tested at the factory.
- D. Damage resistant packaging.

1.03 Delivery, Storage and Handling

- A. Packaged and readied for shipment from the factory.
- B. Controls shall be capable of withstanding 150°F storage temperatures in the control compartment.
- C. Stored and handled per manufacturer's recommendations.

Part 2-Product

2.01 Equipment

A. General:

- 1. Unit shall be a factory assembled and tested chilled and hot water fan coil.
- 2. Shall be assembled with heavy gauge galvanized steel.
 - 3. Contained with the unit shall be all factory wiring, piping, associated controls and special accessories required prior to start up. Filters are not included with the fan coil.
 - 4. A filter rack is built into the return of each fan coil.

B. Unit Cabinet:

- 1. Composed of heavy gauge galvanized steel casing with a baked polyester powder.
- 2. Shall be internally insulated to ensure quiet operation.

C. Fan Motors:

- 1. Shall be available in 208/230-1-50/60 VAC.
- 2. Fan motors shall be three speed, direct drive, and PSC type.
- 3. Totally enclosed.
- 4. Internal overload protected.

D. Blower Wheels:

- 1. Blower wheels are forward curved and dynamically balanced.

E. External Static Pressure

- 1. Unit shall be rated for a max external static pressure of .5" WG.

F. Water Coil:

- 1. Manufactured with water coils containing 3/8 copper tubing mechanically bonded to aluminum fins.
- 2. Contain both a manual water/ air bleed port per coil.
- 3. Coils shall be factory tested to 350 psig.
- 4. Coils have a max operating pressure of 200 PSI.
- 5. Maximum liquid solution temperature is 180 degrees F.

G. Drain Pan:

1. All drain pans shall be coated on both the interior and exterior with baked polyester powder to resist corrosion.
2. The exterior of all drain pans shall be insulated with closed cell insulation to prevent condensation.
3. Pans shall contain sloped drain connection as well as a sloped secondary drain connection.
4. Field supplied and installed P-Traps are required.

Part 3-Controls and Safeties**3.01 Controls**

- A. Fan coils shall be completely factory wired and tested.
- B. All components shall be wired to an internal terminal block to allow for a field installed 24 vac thermostat and or fan speed control.
- C. Controls shall include the following components.
 1. 24vac transformer.
 2. Three fan relays.
 3. Optional thermostats.

3.02 Safeties:

- A. Fan coil shall contain a non-reusable fuse on the secondary voltage side of the transformer.

Part 4-Operating Characteristics:**4.01 Electrical Requirements**

- A. Primary electrical power supply shall enter the unit at a single location.
- B. Electrical power supply shall be rated to withstand 120°F operating ambient temperatures.
- C. Control and high voltage points shall be accessed through terminal block.

Part 6- Definitions:**6.01 Abbreviations**

- A. CFM = Cubic Feet per Minute
- B. DB = Dry Bulb Temperature
- C. EWT = Entering Water Temperature
- D. GPM = US Gallons Per Minute
- E. MBH = BTU X 1000
- F. SC = Sensible Cooling
- G. TC = Total Cooling = Sensible + Latent
- H. WB = Wet Bulb Temperature
- I. WPD = Water Pressure Drop in feet of head
- J. dB = Decibel Level
- K. M = Meter
- L. In = Inches
- M. FPI = Fins per Inch
- N. OD = Outside Diameter
- O. ID = Inside Diameter
- P. MCA = Minimum Circuit Amps
- Q. MOP = Maximum Over current Protection
- R. LBS = Pounds U.S.

6.02 Measurements

- A. All measurements with regard to length, width, and height shall be in inches.

MCFCW-04-4HS-1 Product Specifications

Physical Data										
Model Number	Height (in)	Length (in)	Depth (in)	Weight (lbs.)	Cooling Rows FPI	Heating Rows FPI	Copper Diameter (in)	Water Inlet (in)	Water Outlet (in)	Drain (in)
MCFCW-04-4HS-1	12.25	37.25	29.25	95	2	1	3/8	5/8	5/8	3/4

Electrical Data						
Model Number	Nominal CFM	Volts/ Phase/ Hertz	Fan Motor HP	Full Load Ampacity	Fuse or HACR Circuit Breaker Per Circuit	
					MCA	MOP
MCFCW-04-4HS-1	400	208/230-1-50/60	1/8	1.06	1.33	5

MCFCW-04-4HS-1 Chilled Water Performance Data

MCFCW-04-4HS-1 COOLING CAPACITIES (Primary Coil Only)					
CFM	EWT (°F)	ESP IN WC	GPM	ENTERING AIR TEMPERATURE (F)	
					80° D.B. / 67° W.B.
1050	42	0.00	1.50	TC	13600
				SC	12355
				WPD FT	4.6
			2.50	TC	17904
				SC	14878
				WPD FT	11.9
			3.00	TC	19550
				SC	15658
				WPD FT	16.7
MCFCW-04-4HS-1 COOLING CAPACITIES (Primary Coil Only)					
CFM	EWT (°F)	ESP IN WC	GPM	ENTERING AIR TEMPERATURE (F)	
					80° D.B. / 67° W.B.
952	42	0.10	1.50	TC	13333
				SC	11906
				WPD FT	4.6
			2.50	TC	17494
				SC	14216
				WPD FT	11.9
			3.00	TC	19093
				SC	14956
				WPD FT	16.7
MCFCW-04-4HS-1 COOLING CAPACITIES (Primary Coil Only)					
CFM	EWT (°F)	ESP IN WC	GPM	ENTERING AIR TEMPERATURE (F)	
					80° D.B. / 67° W.B.
815	42	0.20	1.50	TC	12766
				SC	11153
				WPD FT	4.6
			2.50	TC	16719
				SC	13167
				WPD FT	11.9
			3.00	TC	18217
				SC	13832
				WPD FT	16.7

These specifications are subject to change without notice.
Check www.multiaqua.com for the latest information.

MCFCW-04-4HS-1 COOLING CAPACITIES (Primary Coil Only)					
CFM	EWT (°F)	ESP IN WC	GPM	ENTERING AIR TEMPERATURE (F)	
					80° D.B. / 67° W.B.
601	42	0.30	1.50	TC	11685
				SC	9652
				WPD FT	4.7
			2.50	TC	15209
				SC	11231
				WPD FT	12
			3.00	TC	16458
				SC	11762
				WPD FT	16.8

MCFCW-04-4HS-1 COOLING CAPACITIES (Primary Coil Only)					
CFM	EWT (°F)	ESP IN WC	GPM	ENTERING AIR TEMPERATURE (F)	
					80° D.B. / 67° W.B.
432	42	0.40	1.50	TC	10591
				SC	8115
				WPD FT	4.7
			2.50	TC	13474
				SC	9341
				WPD FT	12
			3.00	TC	14474
				SC	9762
				WPD FT	16.8

MCFCW-04-4HS-1 COOLING CAPACITIES (Primary Coil Only)					
CFM	EWT (°F)	ESP IN WC	GPM	ENTERING AIR TEMPERATURE (F)	
					80° D.B. / 67° W.B.
424	42	0.50	1.50	TC	10531
				SC	8037
				WPD FT	4.7
			2.50	TC	13377
				SC	9245
				WPD FT	12
			3.00	TC	14385
				SC	9664
				WPD FT	16.8

These specifications are subject to change without notice.
Check www.multiaqua.com for the latest information.

MCFCW-04-4HS-1 COOLING CAPACITIES (Primary Coil Only)					
CFM	EWT (°F)	ESP IN WC	GPM	ENTERING AIR TEMPERATURE (F)	
					80° D.B. / 67° W.B.
1050	45	0.00	1.50	TC	12479
				SC	11652
				WPD FT	4.6
			2.50	TC	16110
				SC	14106
				WPD FT	11.9
			3.00	TC	17449
				SC	14795
				WPD FT	16.6

MCFCW-04-4HS-1 COOLING CAPACITIES (Primary Coil Only)					
CFM	EWT (°F)	ESP IN WC	GPM	ENTERING AIR TEMPERATURE (F)	
					80° D.B. / 67° W.B.
952	45	0.10	1.50	TC	12141
				SC	11258
				WPD FT	4.6
			2.50	TC	15649
				SC	13465
				WPD FT	11.9
			3.00	TC	16961
				SC	14106
				WPD FT	16.6

MCFCW-04-4HS-1 COOLING CAPACITIES (Primary Coil Only)					
CFM	EWT (°F)	ESP IN WC	GPM	ENTERING AIR TEMPERATURE (F)	
					80° D.B. / 67° W.B.
815	45	0.20	1.50	TC	11606
				SC	10538
				WPD FT	4.6
			2.50	TC	14925
				SC	12442
				WPD FT	11.9
			3.00	TC	16199
				SC	13022
				WPD FT	16.6

These specifications are subject to change without notice.
Check www.multiaqua.com for the latest information.

MCFCW-04-4HS-1 COOLING CAPACITIES					
(Primary Coil Only)					
CFM	EWT (°F)	ESP IN WC	GPM	ENTERING AIR TEMPERATURE (F)	
					80° D.B. / 67° W.B.
601	45	0.30	1.50	TC	10540
				SC	9132
				WPD FT	4.6
			2.50	TC	13535
				SC	10575
				WPD FT	11.9
			3.00	TC	14608
				SC	11024
				WPD FT	16.6

MCFCW-04-4HS-1 COOLING CAPACITIES					
(Primary Coil Only)					
CFM	EWT (°F)	ESP IN WC	GPM	ENTERING AIR TEMPERATURE (F)	
					80° D.B. / 67° W.B.
432	45	0.40	1.50	TC	9452
				SC	7650
				WPD FT	4.6
			2.50	TC	11965
				SC	8743
				WPD FT	11.9
			3.00	TC	12820
				SC	9088
				WPD FT	16.6

MCFCW-04-4HS-1 COOLING CAPACITIES					
(Primary Coil Only)					
CFM	EWT (°F)	ESP IN WC	GPM	ENTERING AIR TEMPERATURE (F)	
					80° D.B. / 67° W.B.
424	45	0.50	1.50	TC	9394
				SC	7574
				WPD FT	4.6
			2.50	TC	11876
				SC	8650
				WPD FT	11.9
			3.00	TC	12720
				SC	8990
				WPD FT	16.6

These specifications are subject to change without notice.
Check www.multiaqua.com for the latest information.

MCFCW-04-4HS-1 COOLING CAPACITIES					
(Secondary Coil Only)					
CFM	EWT (°F)	ESP IN WC	GPM	ENTERING AIR TEMPERATURE (F)	
					80° D.B. / 67° W.B.
1050	42	0.00	1.50	TC	7590
				SC	7096
				WPD FT	2.7
			2.50	TC	10094
				SC	8199
				WPD FT	7.1
			3.00	TC	11144
				SC	8576
				WPD FT	10

MCFCW-04-4HS-1 COOLING CAPACITIES					
(Secondary Coil Only)					
CFM	EWT (°F)	ESP IN WC	GPM	ENTERING AIR TEMPERATURE (F)	
					80° D.B. / 67° W.B.
952	42	0.10	1.50	TC	7494
				SC	6855
				WPD FT	2.7
			2.50	TC	9985
				SC	7889
				WPD FT	7.1
			3.00	TC	10918
				SC	8248
				WPD FT	10

MCFCW-04-4HS-1 COOLING CAPACITIES					
(Secondary Coil Only)					
CFM	EWT (°F)	ESP IN WC	GPM	ENTERING AIR TEMPERATURE (F)	
					80° D.B. / 67° W.B.
815	42	0.20	1.50	TC	7210
				SC	6434
				WPD FT	2.7
			2.50	TC	9657
				SC	7389
				WPD FT	7.1
			3.00	TC	10519
				SC	7721
				WPD FT	10

These specifications are subject to change without notice.
Check www.multiaqua.com for the latest information.

MCFCW-04-4HS-1 COOLING CAPACITIES (Secondary Coil Only)					
CFM	EWT (°F)	ESP IN WC	GPM	ENTERING AIR TEMPERATURE (F)	
					80° D.B. / 67° W.B.
601	42	0.30	1.50	TC	6726
				SC	5624
				WPD FT	2.7
			2.50	TC	8941
				SC	6454
				WPD FT	7.1
			3.00	TC	9665
				SC	6736
				WPD FT	10

MCFCW-04-4HS-1 COOLING CAPACITIES (Secondary Coil Only)					
CFM	EWT (°F)	ESP IN WC	GPM	ENTERING AIR TEMPERATURE (F)	
					80° D.B. / 67° W.B.
432	42	0.40	1.50	TC	6303
				SC	4834
				WPD FT	2.7
			2.50	TC	8103
				SC	5533
				WPD FT	7.1
			3.00	TC	8686
				SC	5764
				WPD FT	10

MCFCW-04-4HS-1 COOLING CAPACITIES (Secondary Coil Only)					
CFM	EWT (°F)	ESP IN WC	GPM	ENTERING AIR TEMPERATURE (F)	
					80° D.B. / 67° W.B.
424	42	0.50	1.50	TC	6279
				SC	4796
				WPD FT	2.7
			2.50	TC	8058
				SC	5488
				WPD FT	7.1
			3.00	TC	8633
				SC	5716
				WPD FT	10

These specifications are subject to change without notice.
Check www.multiaqua.com for the latest information.

MCFCW-04-4HS-1 COOLING CAPACITIES (Secondary Coil Only)					
CFM	EWT (°F)	ESP IN WC	GPM	ENTERING AIR TEMPERATURE (F)	
					80° D.B. / 67° W.B.
1050	45	0.00	1.50	TC	6928
				SC	6686
				WPD FT	2.7
			2.50	TC	8913
				SC	7767
				WPD FT	7.1
			3.00	TC	9734
				SC	8097
				WPD FT	10

MCFCW-04-4HS-1 COOLING CAPACITIES (Secondary Coil Only)					
CFM	EWT (°F)	ESP IN WC	GPM	ENTERING AIR TEMPERATURE (F)	
					80° D.B. / 67° W.B.
952	45	0.10	1.50	TC	6764
				SC	6481
				WPD FT	2.7
			2.50	TC	8699
				SC	7464
				WPD FT	7.1
			3.00	TC	9513
				SC	7778
				WPD FT	10

MCFCW-04-4HS-1 COOLING CAPACITIES (Secondary Coil Only)					
CFM	EWT (°F)	ESP IN WC	GPM	ENTERING AIR TEMPERATURE (F)	
					80° D.B. / 67° W.B.
815	45	0.20	1.50	TC	6472
				SC	6096
				WPD FT	2.7
			2.50	TC	8441
				SC	6974
				WPD FT	7.1
			3.00	TC	9259
				SC	7267
				WPD FT	10

These specifications are subject to change without notice.
Check www.multiaqua.com for the latest information.

MCFCW-04-4HS-1 COOLING CAPACITIES					
(Secondary Coil Only)					
CFM	EWT (°F)	ESP IN WC	GPM	ENTERING AIR TEMPERATURE (F)	
					80° D.B. / 67° W.B.
601	45	0.30	1.50	TC	5969
				SC	5343
				WPD FT	2.7
			2.50	TC	7871
				SC	6065
				WPD FT	7.1
			3.00	TC	8518
				SC	6313
				WPD FT	10

MCFCW-04-4HS-1 COOLING CAPACITIES					
(Secondary Coil Only)					
CFM	EWT (°F)	ESP IN WC	GPM	ENTERING AIR TEMPERATURE (F)	
					80° D.B. / 67° W.B.
432	45	0.40	1.50	TC	5513
				SC	4557
				WPD FT	2.7
			2.50	TC	7137
				SC	5173
				WPD FT	7.1
			3.00	TC	7659
				SC	5375
				WPD FT	10

MCFCW-04-4HS-1 COOLING CAPACITIES					
(Secondary Coil Only)					
CFM	EWT (°F)	ESP IN WC	GPM	ENTERING AIR TEMPERATURE (F)	
					80° D.B. / 67° W.B.
424	45	0.50	1.50	TC	5488
				SC	4520
				WPD FT	2.7
			2.50	TC	7098
				SC	5130
				WPD FT	7.1
			3.00	TC	7614
				SC	5330
				WPD FT	10

These specifications are subject to change without notice.
Check www.multiaqua.com for the latest information.

MCFCW-04-4HS-1 COOLING CAPACITIES (Primary and Secondary Coil)					
CFM	EWT (°F)	ESP IN WC	GPM	ENTERING AIR TEMPERATURE (F)	
					80° D.B. / 67° W.B.
1050	42	0.00	1.50	TC	14918
				SC	13370
				WPD FT	1.1
			2.50	TC	20013
				SC	16882
				WPD FT	3.2
			3.00	TC	22069
				SC	18011
				WPD FT	4.5

MCFCW-04-4HS-1 COOLING CAPACITIES (Primary and Secondary Coil)					
CFM	EWT (°F)	ESP IN WC	GPM	ENTERING AIR TEMPERATURE (F)	
					80° D.B. / 67° W.B.
952	42	0.10	1.50	TC	14587
				SC	12935
				WPD FT	1.1
			2.50	TC	19485
				SC	16153
				WPD FT	3.2
			3.00	TC	21457
				SC	17194
				WPD FT	4.5

MCFCW-04-4HS-1 COOLING CAPACITIES (Primary and Secondary Coil)					
CFM	EWT (°F)	ESP IN WC	GPM	ENTERING AIR TEMPERATURE (F)	
					80° D.B. / 67° W.B.
815	42	0.20	1.50	TC	13994
				SC	12201
				WPD FT	1.1
			2.50	TC	18633
				SC	14962
				WPD FT	3.2
			3.00	TC	20448
				SC	15873
				WPD FT	4.5

These specifications are subject to change without notice.
Check www.multiaqua.com for the latest information.

MCFCW-04-4HS-1 COOLING CAPACITIES					
(Primary and Secondary Coil)					
CFM	EWT (°F)	ESP IN WC	GPM	ENTERING AIR TEMPERATURE (F)	
					80° D.B. / 67° W.B.
601	42	0.30	1.50	TC	12795
				SC	10643
				WPD FT	1.1
			2.50	TC	16869
				SC	12720
				WPD FT	3.2
			3.00	TC	18447
				SC	13440
				WPD FT	4.5

MCFCW-04-4HS-1 COOLING CAPACITIES					
(Primary and Secondary Coil)					
CFM	EWT (°F)	ESP IN WC	GPM	ENTERING AIR TEMPERATURE (F)	
					80° D.B. / 67° W.B.
432	42	0.40	1.50	TC	11550
				SC	8949
				WPD FT	1.1
			2.50	TC	14940
				SC	10518
				WPD FT	3.2
			3.00	TC	16162
				SC	11059
				WPD FT	4.5

MCFCW-04-4HS-1 COOLING CAPACITIES					
(Primary and Secondary Coil)					
CFM	EWT (°F)	ESP IN WC	GPM	ENTERING AIR TEMPERATURE (F)	
					80° D.B. / 67° W.B.
424	42	0.50	1.50	TC	11480
				SC	8861
				WPD FT	1.1
			2.50	TC	14827
				SC	10403
				WPD FT	3.2
			3.00	TC	16030
				SC	10936
				WPD FT	4.5

These specifications are subject to change without notice.
Check www.multiaqua.com for the latest information.

MCFCW-04-4HS-1 COOLING CAPACITIES					
(Primary and Secondary Coil)					
CFM	EWT (°F)	ESP IN WC	GPM	ENTERING AIR TEMPERATURE (F)	
					80° D.B. / 67° W.B.
1050	45	0.00	1.50	TC	13734
				SC	12619
				WPD FT	1.1
			2.50	TC	18246
				SC	16042
				WPD FT	3.2
			3.00	TC	19981
				SC	17109
				WPD FT	4.5

MCFCW-04-4HS-1 COOLING CAPACITIES					
(Primary and Secondary Coil)					
CFM	EWT (°F)	ESP IN WC	GPM	ENTERING AIR TEMPERATURE (F)	
					80° D.B. / 67° W.B.
952	45	0.10	1.50	TC	13400
				SC	12231
				WPD FT	1.1
			2.50	TC	17719
				SC	15333
				WPD FT	3.2
			3.00	TC	19382
				SC	16309
				WPD FT	4.5

MCFCW-04-4HS-1 COOLING CAPACITIES					
(Primary and Secondary Coil)					
CFM	EWT (°F)	ESP IN WC	GPM	ENTERING AIR TEMPERATURE (F)	
					80° D.B. / 67° W.B.
815	45	0.20	1.50	TC	12825
				SC	11653
				WPD FT	1.1
			2.50	TC	16859
				SC	14196
				WPD FT	3.2
			3.00	TC	18434
				SC	15029
				WPD FT	4.5

These specifications are subject to change without notice.
Check www.multiaqua.com for the latest information.

MCFCW-04-4HS-1 COOLING CAPACITIES					
(Primary and Secondary Coil)					
CFM	EWT (°F)	ESP IN WC	GPM	ENTERING AIR TEMPERATURE (F)	
					80° D.B. / 67° W.B.
601	45	0.30	1.50	TC	11655
				SC	10096
				WPD FT	1.1
			2.50	TC	15184
				SC	12032
				WPD FT	3.2
			3.00	TC	16503
				SC	12647
				WPD FT	4.5

MCFCW-04-4HS-1 COOLING CAPACITIES					
(Primary and Secondary Coil)					
CFM	EWT (°F)	ESP IN WC	GPM	ENTERING AIR TEMPERATURE (F)	
					80° D.B. / 67° W.B.
432	45	0.40	1.50	TC	10432
				SC	8474
				WPD FT	1.1
			2.50	TC	13362
				SC	9866
				WPD FT	3.2
			3.00	TC	14435
				SC	10338
				WPD FT	4.5

MCFCW-04-4HS-1 COOLING CAPACITIES					
(Primary and Secondary Coil)					
CFM	EWT (°F)	ESP IN WC	GPM	ENTERING AIR TEMPERATURE (F)	
					80° D.B. / 67° W.B.
424	45	0.50	1.50	TC	10367
				SC	8389
				WPD FT	1.1
			2.50	TC	13262
				SC	9756
				WPD FT	3.2
			3.00	TC	14317
				SC	10219
				WPD FT	4.5

These specifications are subject to change without notice.
Check www.multiaqua.com for the latest information.

MCFCW-04-4HS-1 Hot Water Performance Data

This heating performance data is at dry bulb temperature indicated / wet bulb temperature is 56 degrees F.

MCFCW-04-4HS-1 HOT WATER CAPACITIES (Primary Coil)											
ENTERING AIR (°F)	NOMINAL CFM	ESP "WC	GPM	WPD	ENTERING AIR TEMPERATURE (F)						
					100°	110°	120°	130°	140°	150°	160°
70	1050	0.00	1.5	4.3	12705	16723	20767	24833	28916	33013	37121
			2.5	10.8	15226	20094	24992	29914	34856	39815	44786
			3.0	15.2	16010	21139	26297	31480	36682	41901	47132
			3.75	22.9	16871	22284	27726	33191	28675	44174	49686

MCFCW-04-4HS-1 HOT WATER CAPACITIES (Primary Coil)											
ENTERING AIR (°F)	NOMINAL CFM	ESP "WC	GPM	WPD	ENTERING AIR TEMPERATURE (F)						
					100°	110°	120°	130°	140°	150°	160°
70	952	0.10	1.5	4.3	12281	16170	20084	24019	27970	31935	35909
			2.5	10.8	14606	19277	23976	28698	33438	38193	42960
			3.0	15.2	15320	20228	25164	30122	35098	40089	45092
			3.75	22.9	16100	21265	26546	31668	36898	42142	47397

MCFCW-04-4HS-1 HOT WATER CAPACITIES (Primary Coil)											
ENTERING AIR (°F)	NOMINAL CFM	ESP "WC	GPM	WPD	ENTERING AIR TEMPERATURE (F)						
					100°	110°	120°	130°	140°	150°	160°
70	815	0.20	1.5	4.3	11622	15301	19004	22726	26462	30211	33969
			2.5	10.8	13649	18008	22392	26796	31216	35648	40092
			3.0	15.2	14259	18820	23405	28009	32629	37262	41904
			3.75	22.9	14918	19696	24496	29313	34146	38991	43845

MCFCW-04-4HS-1 HOT WATER CAPACITIES (Primary Coil)											
ENTERING AIR (°F)	NOMINAL CFM	ESP "WC	GPM	WPD	ENTERING AIR TEMPERATURE (F)						
					100°	110°	120°	130°	140°	150°	160°
70	601	0.30	1.5	4.3	10328	13586	16862	20153	23457	26771	30092
			2.5	10.8	11828	15585	19360	23149	26951	30762	34582
			3.0	15.2	12258	16156	20071	23999	27940	31889	35846
			3.75	22.9	12714	16760	20821	24895	28980	33073	37172

*These specifications are subject to change without notice.
Check www.multiaqua.com for the latest information.*

MCFCW-04-4HS-1 HOT WATER CAPACITIES (Primary Coil)											
ENTERING AIR (°F)	NOMINAL CFM	ESP "WC	GPM	WPD	ENTERING AIR TEMPERATURE (F)						
					100°	110°	120°	130°	140°	150°	160°
70	432	0.40	1.5	4.3	8965	11768	14584	17413	20250	23095	25945
			2.5	10.8	9985	13124	16274	19435	22605	25781	28962
			3.0	15.2	10267	13496	16737	19988	23146	26510	29779
			3.75	22.9	10561	13885	17220	20563	23913	27268	30627

MCFCW-04-4HS-1 HOT WATER CAPACITIES (Primary Coil)											
ENTERING AIR (°F)	NOMINAL CFM	ESP "WC	GPM	WPD	ENTERING AIR TEMPERATURE (F)						
					100°	110°	120°	130°	140°	150°	160°
70	424	0.50	1.5	4.3	8883	11659	14450	17252	20063	22881	25704
			2.5	10.8	9878	12983	16099	19225	22360	25501	28647
			3.0	15.2	10153	13346	16550	19763	22984	26211	29442
			3.75	22.9	10439	13725	17020	20323	23633	26949	30268

MCFCW-04-4HS-1 HOT WATER CAPACITIES (Secondary Coil)											
ENTERING AIR (°F)	NOMINAL CFM	ESP "WC	GPM	WPD	ENTERING AIR TEMPERATURE (F)						
					100°	110°	120°	130°	140°	150°	160°
70	1050	0.00	1.5	2.5	8169	10675	13207	15763	18338	20929	23533
			2.5	6.5	9267	12135	15027	17939	20870	23815	26771
			3.0	9.2	9598	12572	15570	18587	21620	24667	27725
			3.75	13.9	9960	13050	16161	19290	22433	25589	28775

MCFCW-04-4HS-1 HOT WATER CAPACITIES (Secondary Coil)											
ENTERING AIR (°F)	NOMINAL CFM	ESP "WC	GPM	WPD	ENTERING AIR TEMPERATURE (F)						
					100°	110°	120°	130°	140°	150°	160°
70	952	0.10	1.5	2.5	7891	10315	12765	15237	17726	20231	22749
			2.5	6.5	8911	11671	14453	17255	20074	22905	25748
			3.0	9.2	9217	12075	14955	17852	20765	23691	26626
			3.75	13.9	9550	12514	15498	18499	21513	24538	27572

MCFCW-04-4HS-1 HOT WATER CAPACITIES (Secondary Coil)											
ENTERING AIR (°F)	NOMINAL CFM	ESP "WC	GPM	WPD	ENTERING AIR TEMPERATURE (F)						
					100°	110°	120°	130°	140°	150°	160°
70	815	0.20	1.5	2.5	7476	9772	12091	14429	16784	19153	21533
			2.5	6.5	8379	10971	135863	16211	18855	21509	24174
			3.0	9.2	8648	11325	14022	16734	19460	22196	24942
			3.75	13.9	8939	11709	14496	17297	20111	22934	25765

MCFCW-04-4HS-1 HOT WATER CAPACITIES (Secondary Coil)											
ENTERING AIR (°F)	NOMINAL CFM	ESP "WC	GPM	WPD	ENTERING AIR TEMPERATURE (F)						
					100°	110°	120°	130°	140°	150°	160°
70	601	0.30	1.5	2.5	6701	8747	10812	129893	14986	17091	19204
			2.5	6.5	7401	9675	11964	14266	16580	18902	21232
			3.0	9.2	7606	9944	12298	14663	17038	19422	21812
			3.75	13.9	7826	10234	12655	15087	17528	19976	22430

MCFCW-04-4HS-1 HOT WATER CAPACITIES (Secondary Coil)											
ENTERING AIR (°F)	NOMINAL CFM	ESP "WC	GPM	WPD	ENTERING AIR TEMPERATURE (F)						
					100°	110°	120°	130°	140°	150°	160°
70	432	0.40	1.5	2.5	5932	7723	9528	11345	13172	15008	16850
			2.5	6.5	6457	8416	10387	12368	14356	16352	18352
			3.0	9.2	6607	8614	10631	12658	14691	16731	18775
			3.75	13.9	6767	8824	10891	12965	15046	17132	19222

MCFCW-04-4HS-1 HOT WATER CAPACITIES (Secondary Coil)											
ENTERING AIR (°F)	NOMINAL CFM	ESP "WC	GPM	WPD	ENTERING AIR TEMPERATURE (F)						
					100°	110°	120°	130°	140°	150°	160°
70	424	0.50	1.5	2.5	5884	7661	9452	11254	13066	14886	16713
			2.5	6.5	6400	8342	10295	12258	14229	16207	18189
			3.0	9.2	6547	2536	10535	12543	14558	16579	18604
			3.75	13.9	6705	8743	10790	12845	14906	16972	19042

MCFCW-04-4HS-1 HOT WATER CAPACITIES (Primary and Secondary)											
ENTERING AIR (°F)	NOMINAL CFM	ESP "WC	GPM	WPD	ENTERING AIR TEMPERATURE (F)						
					100°	110°	120°	130°	140°	150°	160°
70	1050	0.0	1.5	1.1	13943	18566	23289	27892	32521	37169	41832
			2.5	3.0	17604	23305	29051	34834	40649	46490	52351
			3.0	4.2	18719	24794	30915	37075	43267	49485	55725
			3.75	6.3	19961	26449	32983	39555	46158	52788	59439

MCFCW-04-4HS-1 HOT WATER CAPACITIES (Primary and Secondary)											
ENTERING AIR (°F)	NOMINAL CFM	ESP "WC	GPM	WPD	ENTERING AIR TEMPERATURE (F)						
					100°	110°	120°	130°	140°	150°	160°
70	952	0.10	1.5	1.1	13521	18007	22579	27045	31535	36045	40569
			2.5	3.0	16901	22375	27891	33442	39023	44628	50251
			3.0	4.2	17910	23722	29577	35467	41387	47331	53295
			3.75	6.3	19025	25207	31430	37688	43974	50284	56613

MCFCW-04-4HS-1 HOT WATER CAPACITIES (Primary and Secondary)											
ENTERING AIR (°F)	NOMINAL CFM	ESP "WC	GPM	WPD	ENTERING AIR TEMPERATURE (F)						
					100°	110°	120°	130°	140°	150°	160°
70	815	0.20	1.5	1.1	12849	17100	21431	25669	29929	34208	38501
			2.5	3.0	15796	20905	26051	31229	36432	41656	46897
			3.0	4.2	16648	22041	27470	32931	38417	43924	49447
			3.75	6.3	17575	23273	29006	34769	40556	46363	52186

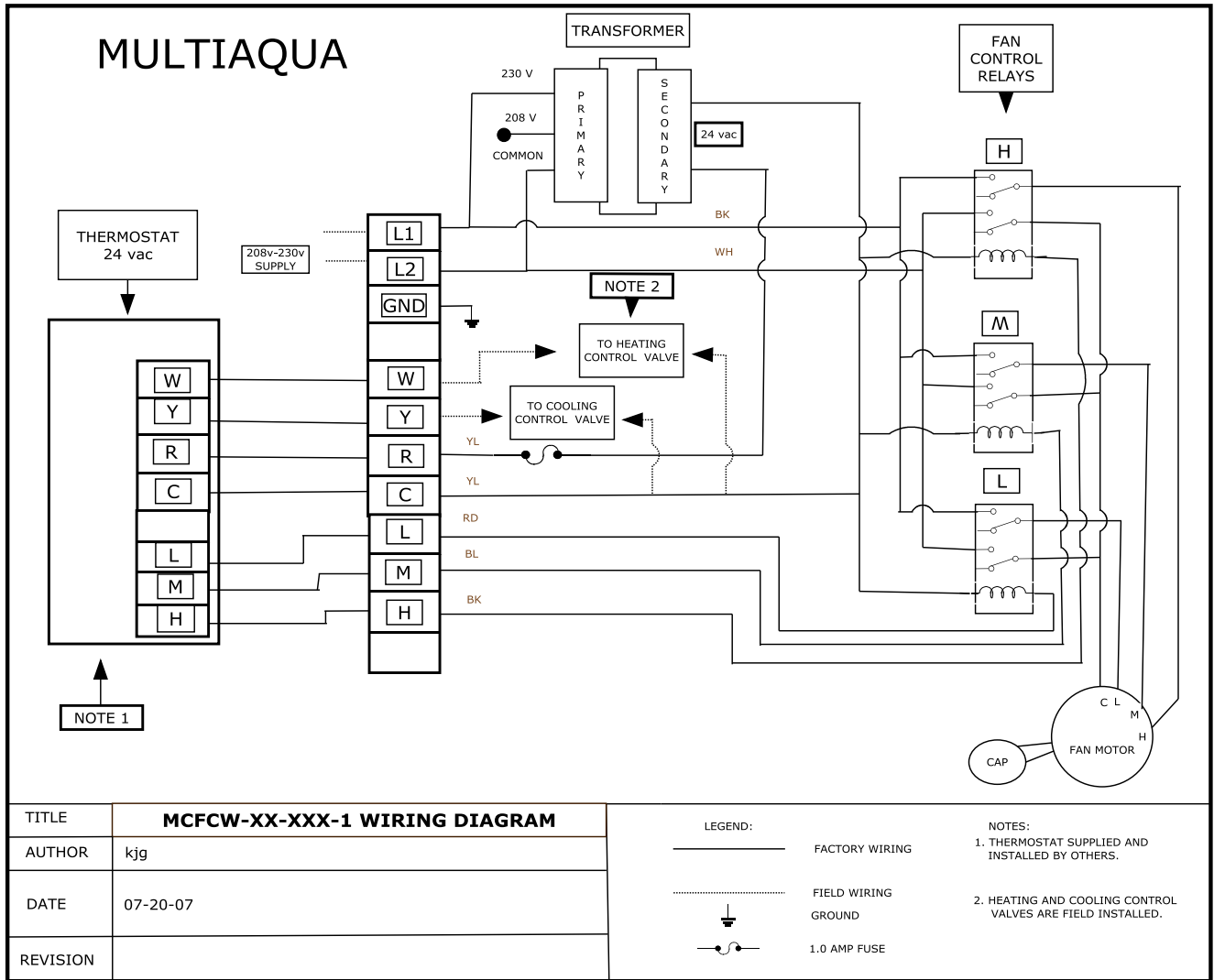
MCFCW-04-4HS-1 HOT WATER CAPACITIES (Primary and Secondary)											
ENTERING AIR (°F)	NOMINAL CFM	ESP "WC	GPM	WPD	ENTERING AIR TEMPERATURE (F)						
					100°	110°	120°	130°	140°	150°	160°
70	601	0.30	1.5	1.1	11488	15275	19048	22847	26629	30426	34234
			2.5	3.0	13639	18025	22439	26875	31331	35803	40287
			3.0	4.2	14221	18798	23401	28026	32670	37328	41999
			3.75	6.3	14835	19611	24411	29232	34069	38920	43781

MCFCW-04-4HS-1 HOT WATER CAPACITIES (Primary and Secondary)											
ENTERING AIR (°F)	NOMINAL CFM	ESP "WC	GPM	WPD	ENTERING AIR TEMPERATURE (F)						
					100°	110°	120°	130°	140°	150°	160°
70	432	0.40	1.5	1.1	9989	13243	16491	19722	22967	26224	29490
			2.5	3.0	11396	15021	18664	22323	25995	29678	33368
			3.0	4.2	11478	15486	19242	23012	26793	30584	34382
			3.75	6.3	12102	15952	19818	2696	27584	31481	35384

MCFCW-04-4HS-1 HOT WATER CAPACITIES (Primary and Secondary)											
ENTERING AIR (°F)	NOMINAL CFM	ESP "WC	GPM	WPD	ENTERING AIR TEMPERATURE (F)						
					100°	110°	120°	130°	140°	150°	160°
70	424	0.50	1.5	1.1	9897	13120	16335	19535	22750	25975	29209
			2.5	3.0	11266	14849	18449	22065	25694	29332	32979
			3.0	4.2	11606	15299	19007	22730	26464	30207	33958
			3.75	6.3	11948	15749	19564	23392	27229	31074	34925

These specifications are subject to change without notice.
Check www.multiaqua.com for the latest information.

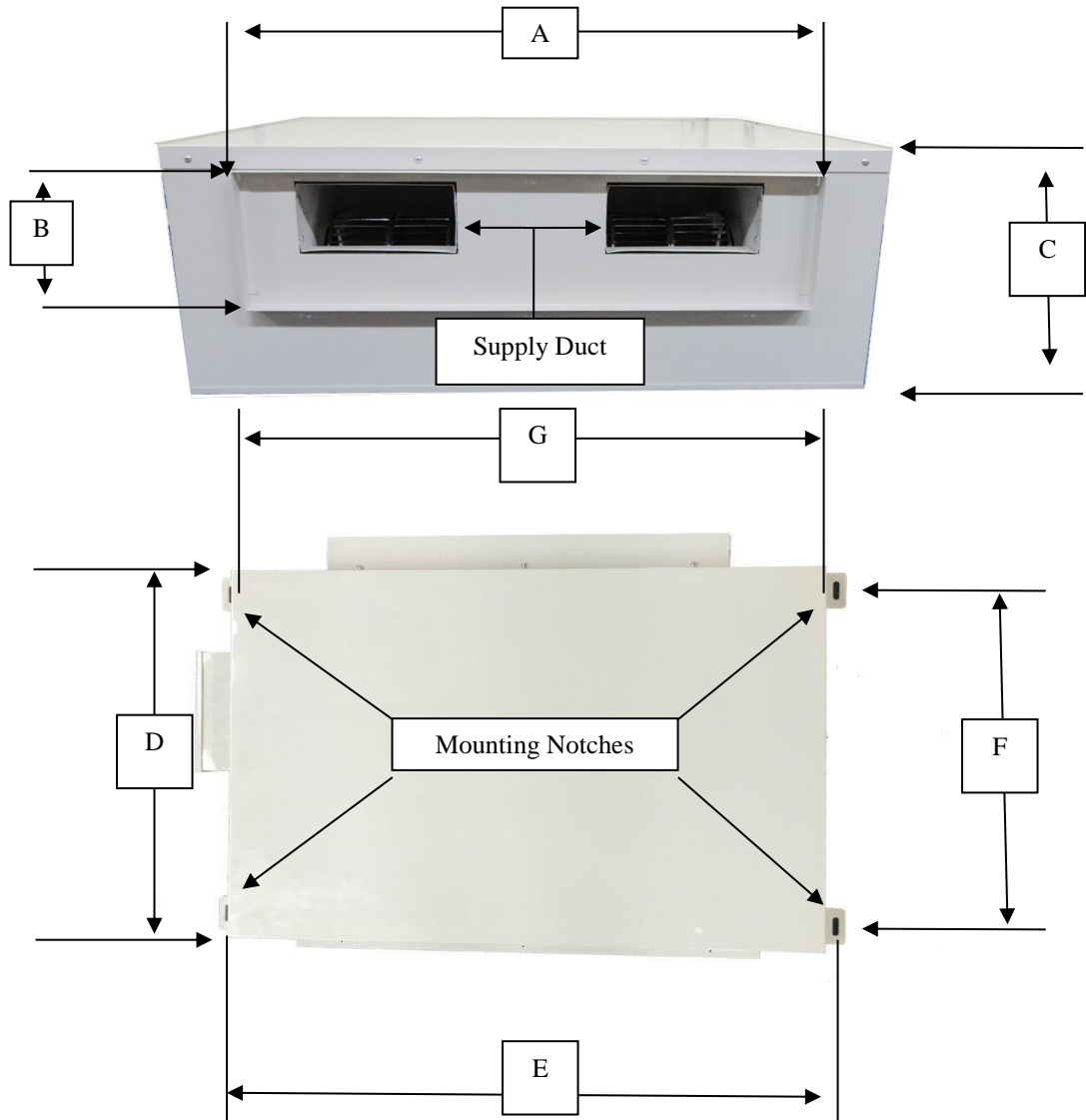
MCFCW-04-4HS-1 Wiring Diagram




These specifications are subject to change without notice.
Check www.multiaqua.com for the latest information.

MCFCW-04-4HS-1 Dimensional Drawing

FAN COIL DIMENSIONS (in.)									
Fan Coil Model Number	A	B	C	D	E	F	G	H	I
MCFCW-04-4HS-01	29.25	7.00	12.25	29.21	37.2	24.25	39.25	26.00	10.50



*These specifications are subject to change without notice.
Check www.multiaqua.com for the latest information.*



*These specifications are subject to change without notice.
Check www.multiaqua.com for the latest information.*

