



MCFCW-06-4HS-1 (4-Pipe) High Static Chilled/Hot Water Ceiling Concealed Cased Fan Coil 208/230V

4-Pipe Heating & Cooling Fan Coil 18,000 BTUH

*These specifications are subject to change without notice.
Check www.multiaqua.com for the latest information.*

HVAC Guide Specifications

Chilled and Hot Water Fan Coil High Static
 4-Pipe
 Nominal Size:
18,000 BTUH

MultiAqua Model Number:
MCFCW-06-4HS-1

Part 1-General

1.01 System Description

MultiAqua Chilled Water Fan Coils are manufactured with heavy gauge galvanized steel to resist corrosion.

1.02 Quality Assurance

- A. Certified in accordance with U.L. Standard 95, latest version (U.S.A.)
- B. Manufactured in a facility registered to ISO 9002, Manufacturing Quality Standard.
- C. Fully load tested at the factory.
- D. Damage resistant packaging.

1.03 Delivery, Storage and Handling

- A. Packaged and readied for shipment from the factory.
- B. Controls shall be capable of withstanding 150°F storage temperatures in the control compartment.
- C. Stored and handled per manufacturer’s recommendations.

Part 2-Product

2.01 Equipment

A. General:

- 1. Unit shall be a factory assembled and tested chilled and hot water fan coil.
- 2. Shall be assembled with heavy gauge galvanized steel.
 - 3. Contained with the unit shall be all factory wiring, piping, associated controls and special accessories required prior to start up. Filters are not included with the fan coil.
 - 4. A filter rack is built into the return of each fan coil.

B. Unit Cabinet:

- 1. Composed of heavy gauge galvanized steel casing with a baked polyester powder.
- 2. Shall be internally insulated to ensure quiet operation.

C. Fan Motors:

- 1. Shall be available in 208/230-1-50/60 VAC.
- 2. Fan motors shall be three speed, direct drive, and PSC type.
- 3. Totally enclosed.
- 4. Internal overload protected.

D. Blower Wheels:

- 1. Blower wheels are forward curved and dynamically balanced.

E. External Static Pressure

- 1. Unit shall be rated for a max external static pressure of .5” WG.

F. Water Coil:

- 1. Manufactured with water coils containing 3/8 copper tubing mechanically bonded to aluminum fins.
- 2. Contain both a manual water/ air bleed port per coil.
- 3. Coils shall be factory tested to 350 psig.
- 4. Coils have a max operating pressure of 200 PSI.
- 5. Maximum liquid solution temperature is 180 degrees F.

G. Drain Pan:

1. All drain pans shall be coated on both the interior and exterior with baked polyester powder to resist corrosion.
2. The exterior of all drain pans shall be insulated with closed cell insulation to prevent condensation.
3. Pans shall contain sloped drain connection as well as a sloped secondary drain connection.
4. Field supplied and installed P-Traps are required.

Part 3-Controls and Safeties**3.01 Controls**

- A. Fan coils shall be completely factory wired and tested.
- B. All components shall be wired to an internal terminal block to allow for a field installed 24 vac thermostat and or fan speed control.
- C. Controls shall include the following components.
 1. 24vac transformer.
 2. Three fan relays.
 3. Optional thermostats.

3.02 Safeties:

- A. Fan coil shall contain a non-reusable fuse on the secondary voltage side of the transformer.

Part 4-Operating Characteristics:**4.01 Electrical Requirements**

- A. Primary electrical power supply shall enter the unit at a single location.
- B. Electrical power supply shall be rated to withstand 120°F operating ambient temperatures.
- C. Control and high voltage points shall be accessed through terminal block.

Part 6- Definitions:**6.01 Abbreviations**

- A. CFM = Cubic Feet per Minute
- B. DB = Dry Bulb Temperature
- C. EWT = Entering Water Temperature
- D. GPM = US Gallons Per Minute
- E. MBH = BTU X 1000
- F. SC = Sensible Cooling
- G. TC = Total Cooling = Sensible + Latent
- H. WB = Wet Bulb Temperature
- I. WPD = Water Pressure Drop in feet of head
- J. dB = Decibel Level
- K. M = Meter
- L. In = Inches
- M. FPI = Fins per Inch
- N. OD = Outside Diameter
- O. ID = Inside Diameter
- P. MCA = Minimum Circuit Amps
- Q. MOP = Maximum Over current Protection
- R. LBS = Pounds U.S.

6.02 Measurements

- A. All measurements with regard to length, width, and height shall be in inches.

MCFCW-06-4HS-1 Product Specifications

Physical Data										
Model Number	Height (in)	Length (in)	Depth (in)	Weight (lbs.)	Cooling Rows FPI	Heating Rows FPI	Copper Diameter (in)	Water Inlet (in) CW/HW	Water Outlet (in) CW/HW	Drain (in)
MCFCW-06-4HS-1	12.25	37.25	29.25	100	3	1	3/8	5/8	5/8	3/4

Electrical Data						
Model Number	Nominal CFM	Volts/ Phase/ Hertz	Fan Motor HP	Full Load Ampacity	Fuse or HACR Circuit Breaker Per Circuit	
					MCA	MOP
MCFCW-06-4HS-1	600	208/230-1-50/60	1/4	1.26	1.58	5

MCFCW-06-4HS-1 Chilled Water Performance Data

MCFCW-06-4HS-1 COOLING CAPACITIES (Primary Coil Only)					
CFM	EWT (°F)	ESP IN WC	GPM	ENTERING AIR TEMPERATURE (F)	
					80° D.B. / 67° W.B.
1110	42	0.00	3.5	TC	25592
				SC	19942
				WPD FT	11.3
			4.0	TC	27246
				SC	20728
				WPD FT	14.5
			4.5	TC	28722
				SC	21395
				WPD FT	18.0

MCFCW-06-4HS-1 COOLING CAPACITIES (Primary Coil Only)					
CFM	EWT (°F)	ESP IN WC	GPM	ENTERING AIR TEMPERATURE (F)	
					80° D.B. / 67° W.B.
1001	42	0.10	3.5	TC	24796
				SC	18928
				WPD FT	11.3
			4.0	TC	26375
				SC	19643
				WPD FT	14.5
			4.5	TC	27757
				SC	20266
				WPD FT	18.0

MCFCW-06-4HS-1 COOLING CAPACITIES (Primary Coil Only)					
CFM	EWT (°F)	ESP IN WC	GPM	ENTERING AIR TEMPERATURE (F)	
					80° D.B. / 67° W.B.
893	42	0.20	3.5	TC	23886
				SC	17811
				WPD FT	11.3
			4.0	TC	25364
				SC	18471
				WPD FT	14.5
			4.5	TC	26689
				SC	19053
				WPD FT	18.0

These specifications are subject to change without notice.
Check www.multiaqua.com for the latest information.

MCFCW-06-4HS-1 COOLING CAPACITIES (Primary Coil Only)					
CFM	EWT (°F)	ESP IN WC	GPM	ENTERING AIR TEMPERATURE (F)	
					80° D.B. / 67° W.B.
713	42	0.30	3.5	TC	22070
				SC	15733
				WPD FT	11.3
			4.0	TC	23336
				SC	16291
				WPD FT	14.5
			4.5	TC	24424
				SC	16767
				WPD FT	18.1

MCFCW-06-4HS-1 COOLING CAPACITIES (Primary Coil Only)					
CFM	EWT (°F)	ESP IN WC	GPM	ENTERING AIR TEMPERATURE (F)	
					80° D.B. / 67° W.B.
595	42	0.40	3.5	TC	20562
				SC	14179
				WPD FT	11.3
			4.0	TC	21645
				SC	14654
				WPD FT	14.5
			4.5	TC	22559
				SC	15052
				WPD FT	18.1

MCFCW-06-4HS-1 COOLING CAPACITIES (Primary Coil Only)					
CFM	EWT (°F)	ESP IN WC	GPM	ENTERING AIR TEMPERATURE (F)	
					80° D.B. / 67° W.B.
585	42	0.50	3.5	TC	20421
				SC	14042
				WPD FT	11.3
			4.0	TC	21480
				SC	14507
				WPD FT	14.5
			4.5	TC	22385
				SC	14898
				WPD FT	18.1

These specifications are subject to change without notice.
Check www.multiaqua.com for the latest information.

MCFCW-06-4HS-1 COOLING CAPACITIES (Primary Coil Only)					
CFM	EWT (°F)	ESP IN WC	GPM	ENTERING AIR TEMPERATURE (F)	
					80° D.B. / 67° W.B.
1110	45	0.00	3.5	TC	22979
				SC	18871
				WPD FT	11.2
			4.0	TC	24425
				SC	19584
				WPD FT	14.4
			4.5	TC	25589
				SC	20156
				WPD FT	17.9

MCFCW-06-4HS-1 COOLING CAPACITIES (Primary Coil Only)					
CFM	EWT (°F)	ESP IN WC	GPM	ENTERING AIR TEMPERATURE (F)	
					80° D.B. / 67° W.B.
1001	45	0.10	3.5	TC	22237
				SC	17875
				WPD FT	11.2
			4.0	TC	23583
				SC	18524
				WPD FT	14.4
			4.5	TC	24714
				SC	19041
				WPD FT	17.9

MCFCW-06-4HS-1 COOLING CAPACITIES (Primary Coil Only)					
CFM	EWT (°F)	ESP IN WC	GPM	ENTERING AIR TEMPERATURE (F)	
					80° D.B. / 67° W.B.
893	45	0.20	3.5	TC	21371
				SC	16790
				WPD FT	11.2
			4.0	TC	22662
				SC	17379
				WPD FT	14.4
			4.5	TC	23702
				SC	17854
				WPD FT	17.9

These specifications are subject to change without notice.
Check www.multiaqua.com for the latest information.

MCFCW-06-4HS-1 COOLING CAPACITIES (Primary Coil Only)					
CFM	EWT (°F)	ESP IN WC	GPM	ENTERING AIR TEMPERATURE (F)	
					80° D.B. / 67° W.B.
713	45	0.30	3.5	TC	19684
				SC	14761
				WPD FT	11.3
			4.0	TC	20809
				SC	15254
				WPD FT	14.4
			4.5	TC	21725
				SC	15653
				WPD FT	18.0

MCFCW-06-4HS-1 COOLING CAPACITIES (Primary Coil Only)					
CFM	EWT (°F)	ESP IN WC	GPM	ENTERING AIR TEMPERATURE (F)	
					80° D.B. / 67° W.B.
595	45	0.40	3.5	TC	18330
				SC	13255
				WPD FT	11.3
			4.0	TC	19290
				SC	13672
				WPD FT	14.4
			4.5	TC	20073
				SC	14011
				WPD FT	18.0

MCFCW-06-4HS-1 COOLING CAPACITIES (Primary Coil Only)					
CFM	EWT (°F)	ESP IN WC	GPM	ENTERING AIR TEMPERATURE (F)	
					80° D.B. / 67° W.B.
585	45	0.50	3.5	TC	18204
				SC	13123
				WPD FT	11.3
			4.0	TC	19149
				SC	13533
				WPD FT	14.4
			4.5	TC	19921
				SC	13867
				WPD FT	18.0

These specifications are subject to change without notice.
Check www.multiaqua.com for the latest information.

MCFCW-06-4HS-1 COOLING CAPACITIES (Secondary Coil Only)					
CFM	EWT (°F)	ESP IN WC	GPM	ENTERING AIR TEMPERATURE (F)	
					80° D.B. / 67° W.B.
1110	42	0.00	3.5	TC	11907
				SC	8935
				WPD FT	13.4
			4.0	TC	12505
				SC	9168
				WPD FT	17.2
			4.5	TC	13013
				SC	9366
				WPD FT	21.4

MCFCW-06-4HS-1 COOLING CAPACITIES (Secondary Coil Only)					
CFM	EWT (°F)	ESP IN WC	GPM	ENTERING AIR TEMPERATURE (F)	
					80° D.B. / 67° W.B.
1001	42	0.10	3.5	TC	11626
				SC	8559
				WPD FT	13.4
			4.0	TC	12190
				SC	8779
				WPD FT	17.2
			4.5	TC	12668
				SC	8967
				WPD FT	21.4

MCFCW-06-4HS-1 COOLING CAPACITIES (Secondary Coil Only)					
CFM	EWT (°F)	ESP IN WC	GPM	ENTERING AIR TEMPERATURE (F)	
					80° D.B. / 67° W.B.
893	42	0.20	3.5	TC	11301
				SC	8153
				WPD FT	13.4
			4.0	TC	11829
				SC	8360
				WPD FT	17.2
			4.5	TC	12275
				SC	8535
				WPD FT	21.5

These specifications are subject to change without notice.
Check www.multiaqua.com for the latest information.

MCFCW-06-4HS-1 COOLING CAPACITIES (Secondary Coil Only)					
CFM	EWT (°F)	ESP IN WC	GPM	ENTERING AIR TEMPERATURE (F)	
					80° D.B. / 67° W.B.
713	42	0.30	3.5	TC	10625
				SC	7384
				WPD FT	13.4
			4.0	TC	11083
				SC	7566
				WPD FT	17.2
			4.5	TC	11467
				SC	7718
				WPD FT	21.5

MCFCW-06-4HS-1 COOLING CAPACITIES (Secondary Coil Only)					
CFM	EWT (°F)	ESP IN WC	GPM	ENTERING AIR TEMPERATURE (F)	
					80° D.B. / 67° W.B.
595	42	0.40	3.5	TC	10061
				SC	6805
				WPD FT	13.4
			4.0	TC	10466
				SC	6967
				WPD FT	17.2
			4.5	TC	10805
				SC	7103
				WPD FT	21.5

MCFCW-06-4HS-1 COOLING CAPACITIES (Secondary Coil Only)					
CFM	EWT (°F)	ESP IN WC	GPM	ENTERING AIR TEMPERATURE (F)	
					80° D.B. / 67° W.B.
585	42	0.50	3.5	TC	10011
				SC	6756
				WPD FT	13.4
			4.0	TC	10412
				SC	6916
				WPD FT	17.2
			4.5	TC	10746
				SC	7051
				WPD FT	21.5

These specifications are subject to change without notice.
Check www.multiaqua.com for the latest information.

MCFCW-06-4HS-1 COOLING CAPACITIES (Secondary Coil Only)					
CFM	EWT (°F)	ESP IN WC	GPM	ENTERING AIR TEMPERATURE (F)	
					80° D.B. / 67° W.B.
1110	45	0.00	3.5	TC	10295
				SC	8398
				WPD FT	13.3
			4.0	TC	10940
				SC	8604
				WPD FT	17.1
			4.5	TC	11394
				SC	8778
				WPD FT	21.3

MCFCW-06-4HS-1 COOLING CAPACITIES (Secondary Coil Only)					
CFM	EWT (°F)	ESP IN WC	GPM	ENTERING AIR TEMPERATURE (F)	
					80° D.B. / 67° W.B.
1001	45	0.10	3.5	TC	10166
				SC	8034
				WPD FT	13.3
			4.0	TC	10671
				SC	8228
				WPD FT	17.1
			4.5	TC	11100
				SC	8392
				WPD FT	21.3

MCFCW-06-4HS-1 COOLING CAPACITIES (Secondary Coil Only)					
CFM	EWT (°F)	ESP IN WC	GPM	ENTERING AIR TEMPERATURE (F)	
					80° D.B. / 67° W.B.
893	45	0.20	3.5	TC	9890
				SC	7641
				WPD FT	13.3
			4.0	TC	10363
				SC	7823
				WPD FT	17.1
			4.5	TC	10763
				SC	7977
				WPD FT	21.3

These specifications are subject to change without notice.
Check www.multiaqua.com for the latest information.

MCFCW-06-4HS-1 COOLING CAPACITIES					
(Secondary Coil Only)					
CFM	EWT (°F)	ESP IN WC	GPM	ENTERING AIR TEMPERATURE (F)	
					80° D.B. / 67° W.B.
713	45	0.30	3.5	TC	9311
				SC	6899
				WPD FT	13.3
			4.0	TC	9723
				SC	7059
				WPD FT	17.1
			4.5	TC	10068
				SC	7193
				WPD FT	21.3

MCFCW-06-4HS-1 COOLING CAPACITIES					
(Secondary Coil Only)					
CFM	EWT (°F)	ESP IN WC	GPM	ENTERING AIR TEMPERATURE (F)	
					80° D.B. / 67° W.B.
595	45	0.40	3.5	TC	8826
				SC	6343
				WPD FT	13.3
			4.0	TC	9191
				SC	6485
				WPD FT	17.1
			4.5	TC	9496
				SC	6604
				WPD FT	21.3

MCFCW-06-4HS-1 COOLING CAPACITIES					
(Secondary Coil Only)					
CFM	EWT (°F)	ESP IN WC	GPM	ENTERING AIR TEMPERATURE (F)	
					80° D.B. / 67° W.B.
585	45	0.50	3.5	TC	8784
				SC	6296
				WPD FT	13.3
			4.0	TC	9144
				SC	6437
				WPD FT	17.1
			4.5	TC	9446
				SC	6555
				WPD FT	21.3

These specifications are subject to change without notice.
Check www.multiaqua.com for the latest information.

MCFCW-06-4HS-1 COOLING CAPACITIES (Primary and Secondary Coil)					
CFM	EWT (°F)	ESP IN WC	GPM	ENTERING AIR TEMPERATURE (F)	
					80° D.B. / 67° W.B.
1110	42	0.00	3.5	TC	27769
				SC	21547
				WPD FT	4.6
			4.0	TC	29652
				SC	22485
				WPD FT	5.9
			4.5	TC	31320
				SC	23290
				WPD FT	7.4

MCFCW-06-4HS-1 COOLING CAPACITIES (Primary and Secondary Coil)					
CFM	EWT (°F)	ESP IN WC	GPM	ENTERING AIR TEMPERATURE (F)	
					80° D.B. / 67° W.B.
1001	42	0.10	3.5	TC	26875
				SC	20421
				WPD FT	4.6
			4.0	TC	28641
				SC	21284
				WPD FT	5.9
			4.5	TC	30243
				SC	22035
				WPD FT	7.4

MCFCW-06-4HS-1 COOLING CAPACITIES (Primary and Secondary Coil)					
CFM	EWT (°F)	ESP IN WC	GPM	ENTERING AIR TEMPERATURE (F)	
					80° D.B. / 67° W.B.
893	42	0.20	3.5	TC	25860
				SC	19205
				WPD FT	4.6
			4.0	TC	27514
				SC	19986
				WPD FT	5.9
			4.5	TC	28998
				SC	20673
				WPD FT	7.4

These specifications are subject to change without notice.
Check www.multiaqua.com for the latest information.

MCFCW-06-4HS-1 COOLING CAPACITIES (Primary and Secondary Coil)					
CFM	EWT (°F)	ESP IN WC	GPM	ENTERING AIR TEMPERATURE (F)	
					80° D.B. / 67° W.B.
713	42	0.30	3.5	TC	23802
				SC	16913
				WPD FT	4.6
			4.0	TC	25209
				SC	17554
				WPD FT	5.9
			4.5	TC	26453
				SC	18114
				WPD FT	7.4

MCFCW-06-4HS-1 COOLING CAPACITIES (Primary and Secondary Coil)					
CFM	EWT (°F)	ESP IN WC	GPM	ENTERING AIR TEMPERATURE (F)	
					80° D.B. / 67° W.B.
595	42	0.40	3.5	TC	22101
				SC	15180
				WPD FT	4.6
			4.0	TC	23324
				SC	15732
				WPD FT	5.9
			4.5	TC	24374
				SC	16203
				WPD FT	7.4

MCFCW-06-4HS-1 COOLING CAPACITIES (Primary and Secondary Coil)					
CFM	EWT (°F)	ESP IN WC	GPM	ENTERING AIR TEMPERATURE (F)	
					80° D.B. / 67° W.B.
585	42	0.50	3.5	TC	21943
				SC	15028
				WPD FT	4.6
			4.0	TC	23146
				SC	15570
				WPD FT	5.9
			4.5	TC	24178
				SC	16032
				WPD FT	7.4

These specifications are subject to change without notice.
Check www.multiaqua.com for the latest information.

MCFCW-06-4HS-1 COOLING CAPACITIES					
(Primary and Secondary Coil)					
CFM	EWT (°F)	ESP IN WC	GPM	ENTERING AIR TEMPERATURE (F)	
					80° D.B. / 67° W.B.
1110	45	0.00	3.5	TC	25133
				SC	20448
				WPD FT	4.6
			4.0	TC	26745
				SC	21303
				WPD FT	5.9
			4.5	TC	28174
				SC	22029
				WPD FT	7.4

MCFCW-06-4HS-1 COOLING CAPACITIES					
(Primary and Secondary Coil)					
CFM	EWT (°F)	ESP IN WC	GPM	ENTERING AIR TEMPERATURE (F)	
					80° D.B. / 67° W.B.
1001	45	0.10	3.5	TC	24263
				SC	19355
				WPD FT	4.6
			4.0	TC	25775
				SC	20127
				WPD FT	5.9
			4.5	TC	27144
				SC	20783
				WPD FT	7.4

MCFCW-06-4HS-1 COOLING CAPACITIES					
(Primary and Secondary Coil)					
CFM	EWT (°F)	ESP IN WC	GPM	ENTERING AIR TEMPERATURE (F)	
					80° D.B. / 67° W.B.
893	45	0.20	3.5	TC	23288
				SC	18164
				WPD FT	4.6
			4.0	TC	24710
				SC	18850
				WPD FT	5.9
			4.5	TC	25984
				SC	19443
				WPD FT	7.4

These specifications are subject to change without notice.
Check www.multiaqua.com for the latest information.

MCFCW-06-4HS-1 COOLING CAPACITIES					
(Primary and Secondary Coil)					
CFM	EWT (°F)	ESP IN WC	GPM	ENTERING AIR TEMPERATURE (F)	
					80° D.B. / 67° W.B.
713	45	0.30	3.5	TC	21329
				SC	15901
				WPD FT	4.6
			4.0	TC	22568
				SC	16464
				WPD FT	5.9
			4.5	TC	23650
				SC	16950
				WPD FT	7.4

MCFCW-06-4HS-1 COOLING CAPACITIES					
(Primary and Secondary Coil)					
CFM	EWT (°F)	ESP IN WC	GPM	ENTERING AIR TEMPERATURE (F)	
					80° D.B. / 67° W.B.
595	45	0.40	3.5	TC	19766
				SC	14213
				WPD FT	4.6
			4.0	TC	20829
				SC	14686
				WPD FT	5.9
			4.5	TC	21741
				SC	15088
				WPD FT	7.4

MCFCW-06-4HS-1 COOLING CAPACITIES					
(Primary and Secondary Coil)					
CFM	EWT (°F)	ESP IN WC	GPM	ENTERING AIR TEMPERATURE (F)	
					80° D.B. / 67° W.B.
585	45	0.50	3.5	TC	27769
				SC	21547
				WPD FT	4.6
			4.0	TC	29652
				SC	22485
				WPD FT	5.9
			4.5	TC	31320
				SC	23290
				WPD FT	7.4

These specifications are subject to change without notice.
Check www.multiaqua.com for the latest information.

MCFCW-06-4HS-1 Hot Water Performance Data

This heating performance data is at dry bulb temperature indicated / wet bulb temperature is 56 degrees F.

MCFCW-06-4HS-1 HOT WATER CAPACITIES (Primary Coil)											
ENTERING AIR (°F)	NOMINAL CFM	ESP "WC	GPM	WPD	ENTERING AIR TEMPERATURE (F)						
					100°	110°	120°	130°	140°	150°	160°
70	1110	0.00	3.5	10.3	20659	27310	34000	40722	47471	54240	61026
			4.0	13.2	21389	28283	35215	42178	49167	56177	63204
			4.5	16.4	21986	29076	36204	43363	50546	57751	64971
			5.0	19.9	22482	29736	37025	44345	51689	59052	66432

MCFCW-06-4HS-1 HOT WATER CAPACITIES (Primary Coil)											
ENTERING AIR (°F)	NOMINAL CFM	ESP "WC	GPM	WPD	ENTERING AIR TEMPERATURE (F)						
					100°	110°	120°	130°	140°	150°	160°
70	1001	0.10	3.5	10.3	19679	26008	35167	43613	52460	61667	71202
			4.0	13.2	20327	26870	36492	45345	54641	64337	74394
			4.5	16.4	20854	27571	37577	46766	56435	66540	77039
			5.0	19.9	21290	28150	38480	47952	57936	68385	79259

MCFCW-06-4HS-1 HOT WATER CAPACITIES (Primary Coil)											
ENTERING AIR (°F)	NOMINAL CFM	ESP "WC	GPM	WPD	ENTERING AIR TEMPERATURE (F)						
					100°	110°	120°	130°	140°	150°	160°
70	893	0.20	3.5	10.3	18602	24575	30580	36612	42664	48734	54817
			4.0	13.2	19165	25325	31514	37729	43965	50217	56483
			4.5	16.4	19621	25929	32267	38629	45011	51409	57820
			5.0	19.9	19996	26427	32886	39368	45869	52386	58915

MCFCW-06-4HS-1 HOT WATER CAPACITIES (Primary Coil)											
ENTERING AIR (°F)	NOMINAL CFM	ESP "WC	GPM	WPD	ENTERING AIR TEMPERATURE (F)						
					100°	110°	120°	130°	140°	150°	160°
70	713	0.30	3.5	10.3	16507	21788	27094	32419	37762	43117	48483
			4.0	13.2	16924	22340	27781	33240	38716	44204	49702
			4.5	16.4	17256	22781	28328	33893	39474	45066	50668
			5.0	19.9	17526	23138	28771	34422	40086	45762	51448

*These specifications are subject to change without notice.
Check www.multiaqua.com for the latest information.*

MCFCW-06-4HS-1 HOT WATER CAPACITIES (Primary Coil)											
ENTERING AIR (°F)	NOMINAL CFM	ESP "WC	GPM	WPD	ENTERING AIR TEMPERATURE (F)						
					100°	110°	120°	130°	140°	150°	160°
70	595	0.40	3.5	10.3	14884	19626	24387	29165	33956	38758	43568
			4.0	13.2	15201	20046	24909	29788	34679	39580	44489
			4.5	16.4	15449	20373	25315	30271	35238	40216	45200
			5.0	19.9	15649	20638	25643	30661	35691	40729	45774

MCFCW-06-4HS-1 HOT WATER CAPACITIES (Primary Coil)											
ENTERING AIR (°F)	NOMINAL CFM	ESP "WC	GPM	WPD	ENTERING AIR TEMPERATURE (F)						
					100°	110°	120°	130°	140°	150°	160°
70	585	0.50	3.5	10.3	14734	19427	24140	28868	33609	38361	43120
			4.0	13.2	15043	19836	24647	29473	34311	39159	44015
			4.5	16.4	15283	20154	25041	29942	34855	39777	44706
			5.0	19.9	15479	20411	25360	30322	35295	40276	45264

MCFCW-06-4HS-1 HOT WATER CAPACITIES (Secondary Coil)											
ENTERING AIR (°F)	NOMINAL CFM	ESP "WC	GPM	WPD	ENTERING AIR TEMPERATURE (F)						
					100°	110°	120°	130°	140°	150°	160°
70	1110	0.00	3.5	12.2	10213	13339	16488	19656	22840	26038	29246
			4.0	15.7	10425	13619	16834	20068	23316	26577	29848
			4.5	19.6	10599	13847	17116	20402	23703	27015	30336
			5.0	23.8	10743	14037	17350	20680	24023	27377	30740

MCFCW-06-4HS-1 HOT WATER CAPACITIES (Secondary Coil)											
ENTERING AIR (°F)	NOMINAL CFM	ESP "WC	GPM	WPD	ENTERING AIR TEMPERATURE (F)						
					100°	110°	120°	130°	140°	150°	160°
70	1001	0.10	3.5	12.2	9796	12792	16940	20823	24890	29127	33522
			4.0	15.7	9991	13048	17310	21292	25467	29819	34335
			4.5	19.6	10149	13257	17611	21675	25937	30382	34998
			5.0	23.8	10281	13430	17862	21993	26328	30851	35549

MCFCW-06-4HS-1 HOT WATER CAPACITIES (Secondary Coil)											
ENTERING AIR (°F)	NOMINAL CFM	ESP "WC	GPM	WPD	ENTERING AIR TEMPERATURE (F)						
					100°	110°	120°	130°	140°	150°	160°
70	893	0.20	3.5	12.2	9346	12200	15074	17963	20866	23779	26702
			4.0	15.7	9522	12432	15360	18303	21259	24225	27199
			4.5	19.6	9666	12621	15593	18579	21577	24585	27601
			5.0	23.8	9785	12777	15786	18808	21841	24883	27932

MCFCW-06-4HS-1 HOT WATER CAPACITIES (Secondary Coil)											
ENTERING AIR (°F)	NOMINAL CFM	ESP "WC	GPM	WPD	ENTERING AIR TEMPERATURE (F)						
					100°	110°	120°	130°	140°	150°	160°
70	713	0.30	3.5	12.2	8489	11073	13672	16284	18907	21539	24179
			4.0	15.7	8633	11262	13905	16561	19226	21900	24581
			4.5	19.6	8750	11415	14094	16784	19484	22192	24906
			5.0	23.8	8846	11541	14250	16969	19697	22432	25173

MCFCW-06-4HS-1 HOT WATER CAPACITIES (Secondary Coil)											
ENTERING AIR (°F)	NOMINAL CFM	ESP "WC	GPM	WPD	ENTERING AIR TEMPERATURE (F)						
					100°	110°	120°	130°	140°	150°	160°
70	595	0.40	3.5	12.2	7842	10219	12610	15011	17422	19840	22264
			4.0	15.7	7963	10378	12806	15244	17690	20143	22602
			4.5	19.6	8061	10507	12964	15431	17906	20387	22874
			5.0	23.8	8142	10613	13095	15586	18084	20588	23097

MCFCW-06-4HS-1 HOT WATER CAPACITIES (Secondary Coil)											
ENTERING AIR (°F)	NOMINAL CFM	ESP "WC	GPM	WPD	ENTERING AIR TEMPERATURE (F)						
					100°	110°	120°	130°	140°	150°	160°
70	585	0.50	3.5	12.2	7782	10141	12513	14896	17288	19687	22092
			4.0	15.7	7902	10298	12706	15125	17552	19985	22425
			4.5	19.6	7998	10424	12862	15309	17764	20226	22692
			5.0	23.8	8078	10529	12990	15461	17939	20423	22912

MCFCW-06-4HS-1 HOT WATER CAPACITIES (Primary and Secondary)											
ENTERING AIR (°F)	NOMINAL CFM	ESP "WC	GPM	WPD	ENTERING AIR TEMPERATURE (F)						
					100°	110°	120°	130°	140°	150°	160°
70	1110	0.0	3.5	4.3	22835	30253	37725	45243	52799	60387	67999
			4.0	5.5	23739	31457	39230	47048	54904	62790	70702
			4.5	6.9	24476	32438	40453	48513	56610	64737	72888
			5.0	8.4	25088	33250	41465	49722	58016	66339	74687

MCFCW-06-4HS-1 HOT WATER CAPACITIES (Primary and Secondary)											
ENTERING AIR (°F)	NOMINAL CFM	ESP "WC	GPM	WPD	ENTERING AIR TEMPERATURE (F)						
					100°	110°	120°	130°	140°	150°	160°
70	1001	0.10	3.5	4.3	21749	28805	39021	48440	58299	68547	79165
			4.0	5.5	22542	29862	40675	50616	61054	71937	83216
			4.5	6.9	23185	30715	42028	52403	63326	74742	86602
			5.0	8.4	23714	31418	43152	53893	65227	77096	89450

MCFCW-06-4HS-1 HOT WATER CAPACITIES (Primary and Secondary)											
ENTERING AIR (°F)	NOMINAL CFM	ESP "WC	GPM	WPD	ENTERING AIR TEMPERATURE (F)						
					100°	110°	120°	130°	140°	150°	160°
70	893	0.20	3.5	4.3	20543	27198	33897	40634	47402	54195	61009
			4.0	5.5	21223	28102	35024	41982	48970	55983	63015
			4.5	6.9	21769	28826	35924	43058	50220	57405	64611
			5.0	8.4	22216	29417	36658	43933	51236	58561	65904

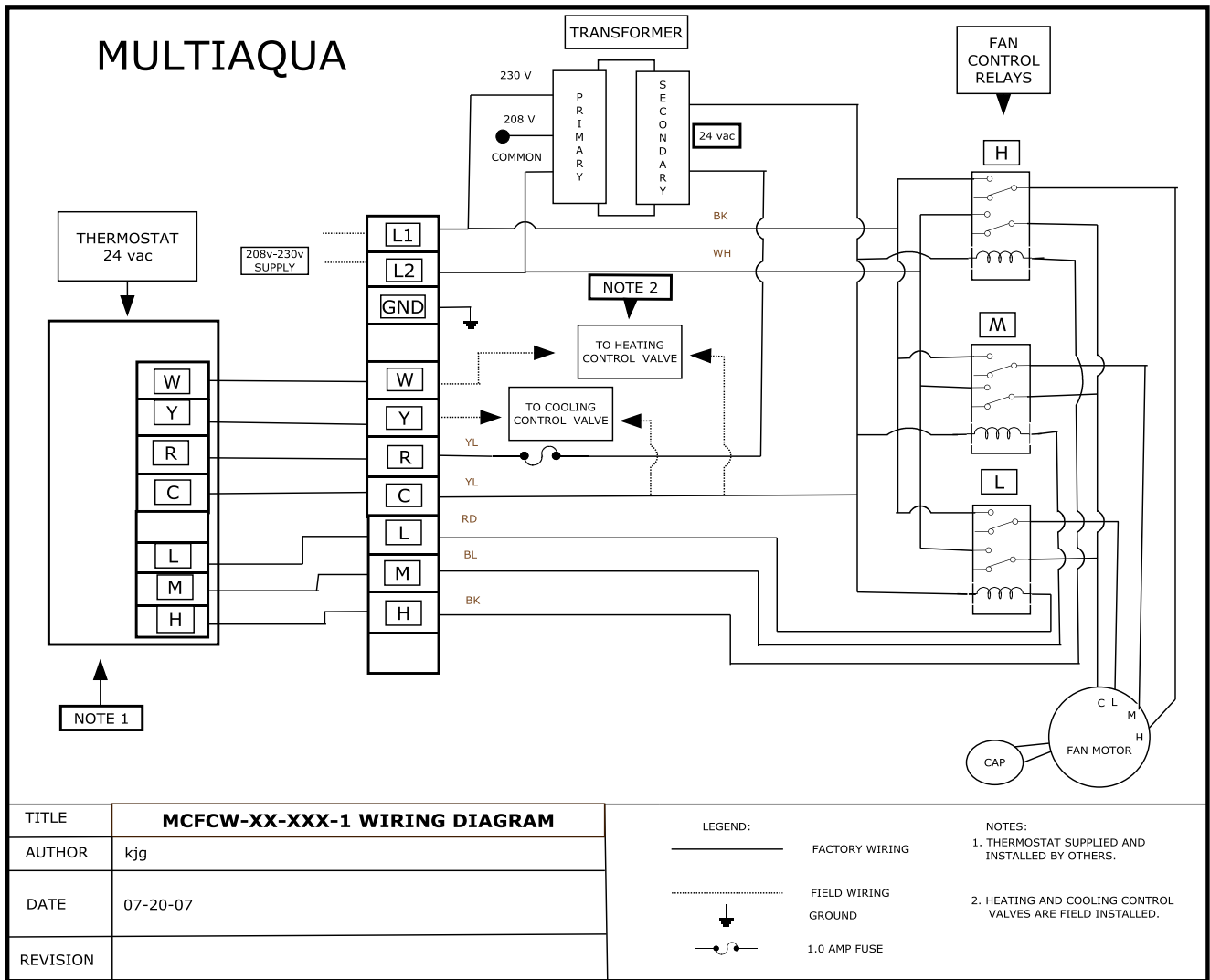
MCFCW-06-4HS-1 HOT WATER CAPACITIES (Primary and Secondary)											
ENTERING AIR (°F)	NOMINAL CFM	ESP "WC	GPM	WPD	ENTERING AIR TEMPERATURE (F)						
					100°	110°	120°	130°	140°	150°	160°
70	713	0.30	3.5	4.3	18172	24033	29930	35855	41804	47773	53758
			4.0	5.5	18655	24673	30724	36803	42904	49024	55159
			4.5	6.9	19036	25176	31348	37546	43765	50001	56252
			5.0	8.4	19342	25581	31849	38141	44454	50783	57125

MCFCW-06-4HS-1 HOT WATER CAPACITIES (Primary and Secondary)											
ENTERING AIR (°F)	NOMINAL CFM	ESP "WC	GPM	WPD	ENTERING AIR TEMPERATURE (F)						
					100°	110°	120°	130°	140°	150°	160°
70	595	0.40	3.5	4.3	16311	21549	26813	32101	37407	42729	48063
			4.0	5.5	16663	22013	27389	32786	38200	43628	49068
			4.5	6.9	16937	22374	27834	33314	38811	44320	49840
			5.0	8.4	17154	22659	28187	33733	39293	44866	50449

MCFCW-06-4HS-1 HOT WATER CAPACITIES (Primary and Secondary)											
ENTERING AIR (°F)	NOMINAL CFM	ESP "WC	GPM	WPD	ENTERING AIR TEMPERATURE (F)						
					100°	110°	120°	130°	140°	150°	160°
70	585	0.50	3.5	4.3	16139	21319	26527	31756	37004	42266	47541
			4.0	5.5	16480	21770	27084	32419	37771	43137	48514
			4.5	6.9	16744	22118	27514	32930	38361	43805	49260
			5.0	8.4	16955	22394	27855	33334	38827	44332	49847

*These specifications are subject to change without notice.
Check www.multiaqua.com for the latest information.*

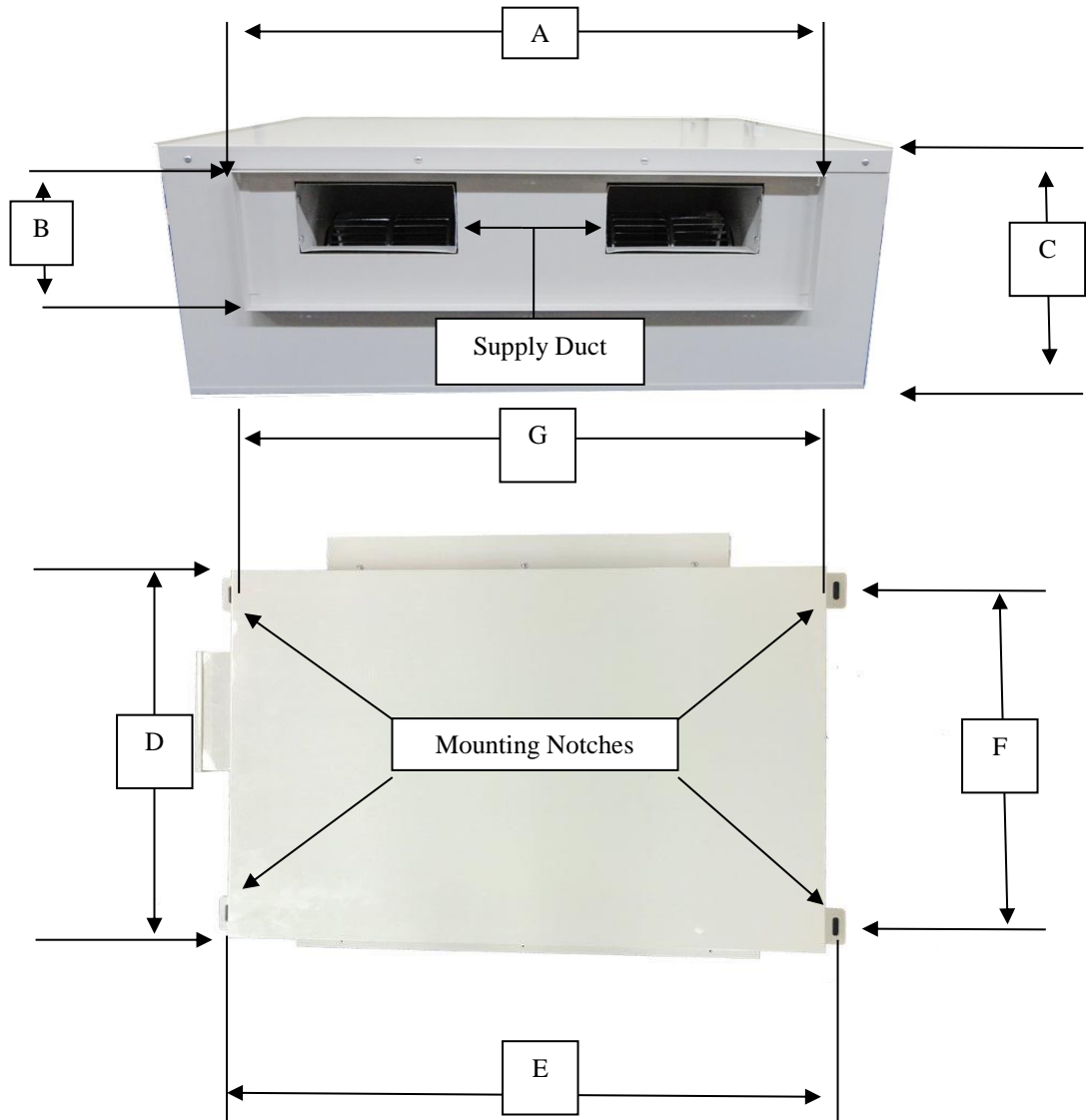
MCFCW-06-4HS-1 Wiring Diagram




These specifications are subject to change without notice.
Check www.multiaqua.com for the latest information.

MCFCW-06-XXX-1 Dimensional Drawing

FAN COIL DIMENSIONS (in.)									
Fan Coil Model Number	A	B	C	D	E	F	G	H	I
MCFCW-06-4HS(LS)-01	29.25	7.00	12.25	29.21	37.2	24.25	39.25	26.00	10.50



*These specifications are subject to change without notice.
Check www.multi-aqua.com for the latest information.*



*These specifications are subject to change without notice.
Check www.multiaqua.com for the latest information.*

