



# **MCFCW-12-4HS-1 (4-Pipe) High Static Chilled/Hot Water Ceiling Concealed Cased Fan Coil 208/230V**

**4-Pipe Heating & Cooling Fan Coil 36,000 BTUH**

*These specifications are subject to change without notice.  
Check [www.multiaqua.com](http://www.multiaqua.com) for the latest information.*

# HVAC Guide Specifications

Chilled and Hot Water Fan Coil High Static  
4-Pipe  
Nominal Size:  
**36,000 BTUH**

MultiAqua Model Number:  
**MCFCW-12-4HS-1**

## **Part 1-General**

### **1.01 System Description**

MultiAqua Chilled Water Fan Coils are manufactured with heavy gauge galvanized steel to resist corrosion.

### **1.02 Quality Assurance**

- A. Certified in accordance with U.L. Standard 95, latest version (U.S.A.)
- B. Manufactured in a facility registered to ISO 9002, Manufacturing Quality Standard.
- C. Fully load tested at the factory.
- D. Damage resistant packaging.

### **1.03 Delivery, Storage and Handling**

- A. Packaged and readied for shipment from the factory.
- B. Controls shall be capable of withstanding 150°F storage temperatures in the control compartment.
- C. Stored and handled per manufacturer's recommendations.

## **Part 2-Product**

### **2.01 Equipment**

#### A. General:

- 1. Unit shall be a factory assembled and tested chilled and hot water fan coil.
- 2. Shall be assembled with heavy gauge galvanized steel.
  - 3. Contained with the unit shall be all factory wiring, piping, associated controls and special accessories required prior to start up. Filters are not included with the fan coil.
  - 4. A filter rack is built into the return of each fan coil.

#### B. Unit Cabinet:

- 1. Composed of heavy gauge galvanized steel casing with a baked polyester powder.
- 2. Shall be internally insulated to ensure quiet operation.

#### C. Fan Motors:

- 1. Shall be available in 208/230-1-50/60 VAC.
- 2. Fan motors shall be three speed, direct drive, and PSC type.
- 3. Totally enclosed.
- 4. Internal overload protected.

#### D. Blower Wheels:

- 1. Blower wheels are forward curved and dynamically balanced.

#### E. External Static Pressure

- 1. Unit shall be rated for a max external static pressure of .5" WG.

#### F. Water Coil:

- 1. Manufactured with water coils containing 3/8 copper tubing mechanically bonded to aluminum fins.
- 2. Contain both a manual water/ air bleed port per coil.
- 3. Coils shall be factory tested to 350 psig.
- 4. Coils have a max operating pressure of 200 PSI.
- 5. Maximum liquid solution temperature is 180 degrees F.

**G. Drain Pan:**

1. All drain pans shall be coated on both the interior and exterior with baked polyester powder to resist corrosion.
2. The exterior of all drain pans shall be insulated with closed cell insulation to prevent condensation.
3. Pans shall contain sloped drain connection as well as a sloped secondary drain connection.
4. Field supplied and installed P-Traps are required.

**Part 3-Controls and Safeties****3.01 Controls**

- A. Fan coils shall be completely factory wired and tested.
- B. All components shall be wired to an internal terminal block to allow for a field installed 24 vac thermostat and or fan speed control.
- C. Controls shall include the following components.
  1. 24vac transformer.
  2. Three fan relays.
  3. Optional thermostats.

**3.02 Safeties:**

- A. Fan coil shall contain a non-reusable fuse on the secondary voltage side of the transformer.

**Part 4-Operating Characteristics:****4.01 Electrical Requirements**

- A. Primary electrical power supply shall enter the unit at a single location.
- B. Electrical power supply shall be rated to withstand 120°F operating ambient temperatures.
- C. Control and high voltage points shall be accessed through terminal block.

**Part 6- Definitions:****6.01 Abbreviations**

- A. CFM = Cubic Feet per Minute
- B. DB = Dry Bulb Temperature
- C. EWT = Entering Water Temperature
- D. GPM = US Gallons Per Minute
- E. MBH = BTU X 1000
- F. SC = Sensible Cooling
- G. TC = Total Cooling = Sensible + Latent
- H. WB = Wet Bulb Temperature
- I. WPD = Water Pressure Drop in feet of head
- J. dB = Decibel Level
- K. M = Meter
- L. In = Inches
- M. FPI = Fins per Inch
- N. OD = Outside Diameter
- O. ID = Inside Diameter
- P. MCA = Minimum Circuit Amps
- Q. MOP = Maximum Over current Protection
- R. LBS = Pounds U.S.

**6.02 Measurements**

- A. All measurements with regard to length, width, and height shall be in inches.

## MCFCW-12-4HS-1 Product Specifications

<b>Physical Data</b>										
Model Number	Height (in)	Length (in)	Depth (in)	Weight (lbs.)	Cooling Rows FPI	Heating Rows FPI	Copper Diameter (in)	Water Inlet (in) CW/HW	Water Outlet (in) CW/HW	Drain (in)
MCFCW-12-4HS-1	14.25	55.00	29.21	144	3	1	3/8	3/4-1/2	3/4-1/2	3/4

<b>Electrical Data</b>						
Model Number	Nominal CFM	Volts/ Phase/ Hertz	Fan Motor HP	Full Load Ampacity	Fuse or HACR Circuit Breaker Per Circuit	
					MCA	MOP
MCFCW-12-4HS-1	1200	208/230-1-50/60	1/2	3.57	4.47	10

## MCFCW-12-4HS-1 Chilled Water Performance Data

MCFCW-12-4HS-1 COOLING CAPACITIES (Primary Coil Only)					
CFM	EWT (°F)	ESP IN WC	GPM	ENTERING AIR TEMPERATURE (F)	
					80° D.B. / 67° W.B.
2250	42	0.00	5.0	TC	41498
				SC	34453
				WPD FT	5.8
			5.5	TC	43730
				SC	35805
				WPD FT	6.9
			6.0	TC	45818
				SC	36845
				WPD FT	8.1

MCFCW-12-4HS-1 COOLING CAPACITIES (Primary Coil Only)					
CFM	EWT (°F)	ESP IN WC	GPM	ENTERING AIR TEMPERATURE (F)	
					80° D.B. / 67° W.B.
2005	42	0.10	5.0	TC	40159
				SC	32734
				WPD FT	5.8
			5.5	TC	42298
				SC	33805
				WPD FT	6.9
			6.0	TC	44324
				SC	34877
				WPD FT	8.1

MCFCW-12-4HS-1 COOLING CAPACITIES (Primary Coil Only)					
CFM	EWT (°F)	ESP IN WC	GPM	ENTERING AIR TEMPERATURE (F)	
					80° D.B. / 67° W.B.
1871	42	0.20	5.0	TC	39409
				SC	31617
				WPD FT	5.8
			5.5	TC	41510
				SC	32739
				WPD FT	6.9
			6.0	TC	43483
				SC	33749
				WPD FT	8.1

These specifications are subject to change without notice.  
Check [www.multiaqua.com](http://www.multiaqua.com) for the latest information.

MCFCW-12-4HS-1 COOLING CAPACITIES (Primary Coil Only)					
CFM	EWT (°F)	ESP IN WC	GPM	ENTERING AIR TEMPERATURE (F)	
					80° D.B. / 67° W.B.
1706	42	0.30	5.0	TC	38450
				SC	30321
				WPD FT	5.8
			5.5	TC	40483
				SC	31361
				WPD FT	6.9
			6.0	TC	42327
				SC	32252
				WPD FT	8.1

MCFCW-12-4HS-1 COOLING CAPACITIES (Primary Coil Only)					
CFM	EWT (°F)	ESP IN WC	GPM	ENTERING AIR TEMPERATURE (F)	
					80° D.B. / 67° W.B.
1546	42	0.40	5.0	TC	37405
				SC	28930
				WPD FT	5.8
			5.5	TC	39324
				SC	29856
				WPD FT	6.9
			6.0	TC	41096
				SC	30686
				WPD FT	8.1

MCFCW-12-4HS-1 COOLING CAPACITIES (Primary Coil Only)					
CFM	EWT (°F)	ESP IN WC	GPM	ENTERING AIR TEMPERATURE (F)	
					80° D.B. / 67° W.B.
1339	42	0.50	5.0	TC	35776
				SC	26865
				WPD FT	5.8
			5.5	TC	37556
				SC	27691
				WPD FT	6.9
			6.0	TC	39178
				SC	28420
				WPD FT	8.1

These specifications are subject to change without notice.  
Check [www.multiaqua.com](http://www.multiaqua.com) for the latest information.

MCFCW-12-4HS-1 COOLING CAPACITIES (Primary Coil Only)					
CFM	EWT (°F)	ESP IN WC	GPM	ENTERING AIR TEMPERATURE (F)	
					80° D.B. / 67° W.B.
2250	45	0.00	5.0	TC	37797
				SC	32722
				WPD FT	5.8
			5.5	TC	39749
				SC	33945
				WPD FT	6.9
			6.0	TC	41492
				SC	35016
				WPD FT	8.1

MCFCW-12-4HS-1 COOLING CAPACITIES (Primary Coil Only)					
CFM	EWT (°F)	ESP IN WC	GPM	ENTERING AIR TEMPERATURE (F)	
					80° D.B. / 67° W.B.
2005	45	0.10	5.0	TC	36499
				SC	31031
				WPD FT	5.8
			5.5	TC	38282
				SC	32119
				WPD FT	6.9
			6.0	TC	39981
				SC	33119
				WPD FT	8.1

MCFCW-12-4HS-1 COOLING CAPACITIES (Primary Coil Only)					
CFM	EWT (°F)	ESP IN WC	GPM	ENTERING AIR TEMPERATURE (F)	
					80° D.B. / 67° W.B.
1871	45	0.20	5.0	TC	35724
				SC	30037
				WPD FT	5.8
			5.5	TC	37491
				SC	31093
				WPD FT	6.9
			6.0	TC	39128
				SC	31946
				WPD FT	8.1

MCFCW-12-4HS-1 COOLING CAPACITIES (Primary Coil Only)					
CFM	EWT (°F)	ESP IN WC	GPM	ENTERING AIR TEMPERATURE (F)	
					80° D.B. / 67° W.B.
1706	45	0.30	5.0	TC	34745
				SC	28795
				WPD FT	5.8
			5.5	TC	36450
				SC	29690
				WPD FT	6.9
			6.0	TC	38062
				SC	30497
				WPD FT	8.1

MCFCW-12-4HS-1 COOLING CAPACITIES (Primary Coil Only)					
CFM	EWT (°F)	ESP IN WC	GPM	ENTERING AIR TEMPERATURE (F)	
					80° D.B. / 67° W.B.
1546	45	0.40	5.0	TC	33691
				SC	27390
				WPD FT	5.8
			5.5	TC	35365
				SC	28227
				WPD FT	6.9
			6.0	TC	36899
				SC	29002
				WPD FT	8.1

MCFCW-12-4HS-1 COOLING CAPACITIES (Primary Coil Only)					
CFM	EWT (°F)	ESP IN WC	GPM	ENTERING AIR TEMPERATURE (F)	
					80° D.B. / 67° W.B.
1339	45	0.50	5.0	TC	32160
				SC	25382
				WPD FT	5.8
			5.5	TC	33699
				SC	26116
				WPD FT	6.9
			6.0	TC	35081
				SC	26782
				WPD FT	8.1

These specifications are subject to change without notice.  
Check [www.multiaqua.com](http://www.multiaqua.com) for the latest information.



<b>MCFCW-12-4HS-1 COOLING CAPACITIES</b>					
<b>(Secondary Coil Only)</b>					
CFM	EWT (°F)	ESP IN WC	GPM	ENTERING AIR TEMPERATURE (F)	
					80° D.B. / 67° W.B.
2250	42	0.00	5.0	TC	17717
				SC	16023
				WPD FT	4.5
			5.5	TC	18650
				SC	16567
				WPD FT	5.4
			6.0	TC	19491
				SC	16987
				WPD FT	6.3

<b>MCFCW-12-4HS-1 COOLING CAPACITIES</b>					
<b>(Secondary Coil Only)</b>					
CFM	EWT (°F)	ESP IN WC	GPM	ENTERING AIR TEMPERATURE (F)	
					80° D.B. / 67° W.B.
2005	42	0.10	5.0	TC	17233
				SC	15327
				WPD FT	4.5
			5.5	TC	18116
				SC	15779
				WPD FT	5.4
			6.0	TC	19301
				SC	16203
				WPD FT	6.3

<b>MCFCW-12-4HS-1 COOLING CAPACITIES</b>					
<b>(Secondary Coil Only)</b>					
CFM	EWT (°F)	ESP IN WC	GPM	ENTERING AIR TEMPERATURE (F)	
					80° D.B. / 67° W.B.
1871	42	0.20	5.0	TC	16976
				SC	14916
				WPD FT	4.5
			5.5	TC	18127
				SC	15371
				WPD FT	5.4
			6.0	TC	19075
				SC	15785
				WPD FT	6.3

MCFCW-12-4HS-1 COOLING CAPACITIES (Secondary Coil Only)					
CFM	EWT (°F)	ESP IN WC	GPM	ENTERING AIR TEMPERATURE (F)	
					80° D.B. / 67° W.B.
1706	42	0.30	5.0	TC	16662
				SC	14443
				WPD FT	4.5
			5.5	TC	17888
				SC	14878
				WPD FT	5.4
			6.0	TC	18796
				SC	15275
				WPD FT	6.3

MCFCW-12-4HS-1 COOLING CAPACITIES (Secondary Coil Only)					
CFM	EWT (°F)	ESP IN WC	GPM	ENTERING AIR TEMPERATURE (F)	
					80° D.B. / 67° W.B.
1546	42	0.40	5.0	TC	16634
				SC	13926
				WPD FT	4.5
			5.5	TC	17595
				SC	14345
				WPD FT	5.4
			6.0	TC	18677
				SC	14724
				WPD FT	6.3

MCFCW-12-4HS-1 COOLING CAPACITIES (Secondary Coil Only)					
CFM	EWT (°F)	ESP IN WC	GPM	ENTERING AIR TEMPERATURE (F)	
					80° D.B. / 67° W.B.
1339	42	0.50	5.0	TC	16193
				SC	13152
				WPD FT	4.5
			5.5	TC	17299
				SC	13543
				WPD FT	5.4
			6.0	TC	18174
				SC	13894
				WPD FT	6.3

These specifications are subject to change without notice.  
Check [www.multiaqua.com](http://www.multiaqua.com) for the latest information.

MCFCW-12-4HS-1 COOLING CAPACITIES (Secondary Coil Only)					
CFM	EWT (°F)	ESP IN WC	GPM	ENTERING AIR TEMPERATURE (F)	
					80° D.B. / 67° W.B.
2250	45	0.00	5.0	TC	15957
				SC	15398
				WPD FT	4.5
			5.5	TC	16642
				SC	16004
				WPD FT	5.4
			6.0	TC	17600
				SC	16128
				WPD FT	6.3

MCFCW-12-4HS-1 COOLING CAPACITIES (Secondary Coil Only)					
CFM	EWT (°F)	ESP IN WC	GPM	ENTERING AIR TEMPERATURE (F)	
					80° D.B. / 67° W.B.
2005	45	0.10	5.0	TC	15388
				SC	14796
				WPD FT	4.5
			5.5	TC	16355
				SC	14976
				WPD FT	5.4
			6.0	TC	17068
				SC	15394
				WPD FT	6.3

MCFCW-12-4HS-1 COOLING CAPACITIES (Secondary Coil Only)					
CFM	EWT (°F)	ESP IN WC	GPM	ENTERING AIR TEMPERATURE (F)	
					80° D.B. / 67° W.B.
1871	45	0.20	5.0	TC	15328
				SC	14150
				WPD FT	4.5
			5.5	TC	16097
				SC	14598
				WPD FT	5.4
			6.0	TC	16783
				SC	15002
				WPD FT	6.3

These specifications are subject to change without notice.  
Check [www.multiaqua.com](http://www.multiaqua.com) for the latest information.

<b>MCFCW-12-4HS-1 COOLING CAPACITIES</b>					
<b>(Secondary Coil Only)</b>					
CFM	EWT (°F)	ESP IN WC	GPM	ENTERING AIR TEMPERATURE (F)	
					80° D.B. / 67° W.B.
1706	45	0.30	5.0	TC	15048
				SC	13711
				WPD FT	4.5
			5.5	TC	15780
				SC	14139
				WPD FT	5.4
			6.0	TC	16432
				SC	14465
				WPD FT	6.3

<b>MCFCW-12-4HS-1 COOLING CAPACITIES</b>					
<b>(Secondary Coil Only)</b>					
CFM	EWT (°F)	ESP IN WC	GPM	ENTERING AIR TEMPERATURE (F)	
					80° D.B. / 67° W.B.
1546	45	0.40	5.0	TC	14719
				SC	13232
				WPD FT	4.5
			5.5	TC	15411
				SC	13589
				WPD FT	5.4
			6.0	TC	16335
				SC	13922
				WPD FT	6.3

<b>MCFCW-12-4HS-1 COOLING CAPACITIES</b>					
<b>(Secondary Coil Only)</b>					
CFM	EWT (°F)	ESP IN WC	GPM	ENTERING AIR TEMPERATURE (F)	
					80° D.B. / 67° W.B.
1339	45	0.50	5.0	TC	14174
				SC	12457
				WPD FT	4.5
			5.5	TC	15124
				SC	12801
				WPD FT	5.4
			6.0	TC	15841
				SC	13112
				WPD FT	6.3

These specifications are subject to change without notice.  
Check [www.multiaqua.com](http://www.multiaqua.com) for the latest information.

<b>MCFCW-12-4HS-1 COOLING CAPACITIES</b>					
<b>(Primary and Secondary Coil)</b>					
CFM	EWT (°F)	ESP IN WC	GPM	ENTERING AIR TEMPERATURE (F)	
					80° D.B. / 67° W.B.
2250	42	0.00	5.0	TC	47162
				SC	37927
				WPD FT	3.9
			5.5	TC	49789
				SC	39489
				WPD FT	4.7
			6.0	TC	52233
				SC	40903
				WPD FT	5.6

<b>MCFCW-12-4HS-1 COOLING CAPACITIES</b>					
<b>(Primary and Secondary Coil)</b>					
CFM	EWT (°F)	ESP IN WC	GPM	ENTERING AIR TEMPERATURE (F)	
					80° D.B. / 67° W.B.
2005	42	0.10	5.0	TC	45643
				SC	36016
				WPD FT	3.9
			5.5	TC	48118
				SC	37412
				WPD FT	4.7
			6.0	TC	50457
				SC	38689
				WPD FT	5.6

<b>MCFCW-12-4HS-1 COOLING CAPACITIES</b>					
<b>(Primary and Secondary Coil)</b>					
CFM	EWT (°F)	ESP IN WC	GPM	ENTERING AIR TEMPERATURE (F)	
					80° D.B. / 67° W.B.
1871	42	0.20	5.0	TC	44767
				SC	34930
				WPD FT	3.9
			5.5	TC	47175
				SC	36226
				WPD FT	4.7
			6.0	TC	49396
				SC	37372
				WPD FT	5.6

These specifications are subject to change without notice.  
Check [www.multiaqua.com](http://www.multiaqua.com) for the latest information.

MCFCW-12-4HS-1 COOLING CAPACITIES (Primary and Secondary Coil)					
CFM	EWT (°F)	ESP IN WC	GPM	ENTERING AIR TEMPERATURE (F)	
					80° D.B. / 67° W.B.
1706	42	0.30	5.0	TC	43606
				SC	33454
				WPD FT	3.9
			5.5	TC	45900
				SC	34634
				WPD FT	4.7
			6.0	TC	47995
				SC	35715
				WPD FT	5.6

MCFCW-12-4HS-1 COOLING CAPACITIES (Primary and Secondary Coil)					
CFM	EWT (°F)	ESP IN WC	GPM	ENTERING AIR TEMPERATURE (F)	
					80° D.B. / 67° W.B.
1546	42	0.40	5.0	TC	42333
				SC	31865
				WPD FT	3.9
			5.5	TC	44472
				SC	32962
				WPD FT	4.7
			6.0	TC	46470
				SC	33902
				WPD FT	5.6

MCFCW-12-4HS-1 COOLING CAPACITIES (Primary and Secondary Coil)					
CFM	EWT (°F)	ESP IN WC	GPM	ENTERING AIR TEMPERATURE (F)	
					80° D.B. / 67° W.B.
1339	42	0.50	5.0	TC	40333
				SC	29556
				WPD FT	3.9
			5.5	TC	42293
				SC	30466
				WPD FT	4.7
			6.0	TC	44135
				SC	31337
				WPD FT	5.6

These specifications are subject to change without notice.  
Check [www.multiaqua.com](http://www.multiaqua.com) for the latest information.

<b>MCFCW-12-4HS-1 COOLING CAPACITIES</b>					
<b>(Primary and Secondary Coil)</b>					
CFM	EWT (°F)	ESP IN WC	GPM	ENTERING AIR TEMPERATURE (F)	
					80° D.B. / 67° W.B.
2250	45	0.00	5.0	TC	43096
				SC	36094
				WPD FT	3.9
			5.5	TC	45421
				SC	37594
				WPD FT	4.7
			6.0	TC	47503
				SC	38898
				WPD FT	5.6

<b>MCFCW-12-4HS-1 COOLING CAPACITIES</b>					
<b>(Primary and Secondary Coil)</b>					
CFM	EWT (°F)	ESP IN WC	GPM	ENTERING AIR TEMPERATURE (F)	
					80° D.B. / 67° W.B.
2005	45	0.10	5.0	TC	41622
				SC	34279
				WPD FT	3.9
			5.5	TC	43740
				SC	35588
				WPD FT	4.7
			6.0	TC	45721
				SC	36735
				WPD FT	5.6

<b>MCFCW-12-4HS-1 COOLING CAPACITIES</b>					
<b>(Primary and Secondary Coil)</b>					
CFM	EWT (°F)	ESP IN WC	GPM	ENTERING AIR TEMPERATURE (F)	
					80° D.B. / 67° W.B.
1871	45	0.20	5.0	TC	40734
				SC	33197
				WPD FT	3.9
			5.5	TC	42779
				SC	34403
				WPD FT	4.7
			6.0	TC	44668
				SC	35445
				WPD FT	5.6

These specifications are subject to change without notice.  
Check [www.multiaqua.com](http://www.multiaqua.com) for the latest information.

MCFCW-12-4HS-1 COOLING CAPACITIES (Primary and Secondary Coil)					
CFM	EWT (°F)	ESP IN WC	GPM	ENTERING AIR TEMPERATURE (F)	
					80° D.B. / 67° W.B.
1706	45	0.30	5.0	TC	39587
				SC	31779
				WPD FT	3.9
			5.5	TC	41509
				SC	32845
				WPD FT	4.7
			6.0	TC	43362
				SC	33914
				WPD FT	5.6

MCFCW-12-4HS-1 COOLING CAPACITIES (Primary and Secondary Coil)					
CFM	EWT (°F)	ESP IN WC	GPM	ENTERING AIR TEMPERATURE (F)	
					80° D.B. / 67° W.B.
1546	45	0.40	5.0	TC	38303
				SC	30235
				WPD FT	3.9
			5.5	TC	40182
				SC	31202
				WPD FT	4.7
			6.0	TC	41876
				SC	32055
				WPD FT	5.6

MCFCW-12-4HS-1 COOLING CAPACITIES (Primary and Secondary Coil)					
CFM	EWT (°F)	ESP IN WC	GPM	ENTERING AIR TEMPERATURE (F)	
					80° D.B. / 67° W.B.
1339	45	0.50	5.0	TC	36423
				SC	27935
				WPD FT	3.9
			5.5	TC	38096
				SC	28765
				WPD FT	4.7
			6.0	TC	39650
				SC	29495
				WPD FT	5.6

These specifications are subject to change without notice.  
Check [www.multiaqua.com](http://www.multiaqua.com) for the latest information.



# MCFCW-12-4HS-1 Hot Water Performance Data

This heating performance data is at dry bulb temperature indicated / wet bulb temperature is 56 degrees F.

MCFCW-12-4HS-1 HOT WATER CAPACITIES (Primary Coil)											
ENTERING AIR (°F)	NOMINAL CFM	ESP "WC	GPM	WPD	ENTERING AIR TEMPERATURE (F)						
					100°	110°	120°	130°	140°	150°	160°
70	2250	0.00	5.0	5.4	37786	49695	61684	73740	85850	98004	110191
			5.5	6.4	39033	51363	63773	76251	88784	101362	113974
			6.0	7.5	40129	52825	65604	78451	91354	104302	117285
			6.5	8.7	41096	54117	67220	80391	93617	106890	120198

MCFCW-12-4HS-1 HOT WATER CAPACITIES (Primary Coil)											
ENTERING AIR (°F)	NOMINAL CFM	ESP "WC	GPM	WPD	ENTERING AIR TEMPERATURE (F)						
					100°	110°	120°	130°	140°	150°	160°
70	2005	0.10	5.0	5.4	36146	47526	58979	70493	82058	93662	105298
			5.5	6.4	37264	49019	60848	72739	84681	96664	108679
			6.0	7.5	38240	50321	62476	74694	86963	99273	111616
			6.5	8.7	39099	51465	63907	76410	88965	101560	114188

MCFCW-12-4HS-1 HOT WATER CAPACITIES (Primary Coil)											
ENTERING AIR (°F)	NOMINAL CFM	ESP "WC	GPM	WPD	ENTERING AIR TEMPERATURE (F)						
					100°	110°	120°	130°	140°	150°	160°
70	1871	0.20	5.0	5.4	35110	46167	57293	68478	79711	90982	102282
			5.5	6.4	36152	47557	59033	70568	82151	93773	105425
			6.0	7.5	37059	48767	60545	72382	84268	96192	108147
			6.5	8.7	37855	49827	61869	73970	86118	98305	110523

MCFCW-12-4HS-1 HOT WATER CAPACITIES (Primary Coil)											
ENTERING AIR (°F)	NOMINAL CFM	ESP "WC	GPM	WPD	ENTERING AIR TEMPERATURE (F)						
					100°	110°	120°	130°	140°	150°	160°
70	1706	0.30	5.0	5.4	33680	44300	54986	65726	76510	87330	98178
			5.5	6.4	34623	45559	56560	67615	78715	89850	101014
			6.0	7.5	35441	46649	57921	69248	80618	92025	103459
			6.5	8.7	36156	47600	59109	70671	82277	93918	105587

These specifications are subject to change without notice.  
Check [www.multiaqua.com](http://www.multiaqua.com) for the latest information.

<b>MCFCW-12-4HS-1 HOT WATER CAPACITIES (Primary Coil)</b>											
ENTERING AIR (°F)	NOMINAL CFM	ESP "WC	GPM	WPD	ENTERING AIR TEMPERATURE (F)						
					100°	110°	120°	130°	140°	150°	160°
70	1546	0.40	5.0	5.4	32163	42313	52523	62784	73085	83419	93778
			5.5	6.4	33007	43437	53928	64468	75049	85662	96302
			6.0	7.5	33734	44406	55137	65917	76737	87590	98468
			6.5	8.7	34368	45249	56188	67175	78202	89260	100345

<b>MCFCW-12-4HS-1 HOT WATER CAPACITIES (Primary Coil)</b>											
ENTERING AIR (°F)	NOMINAL CFM	ESP "WC	GPM	WPD	ENTERING AIR TEMPERATURE (F)						
					100°	110°	120°	130°	140°	150°	160°
70	1339	0.50	5.0	5.4	29985	39442	48952	58506	68095	77713	87354
			5.5	6.4	30691	40382	50125	59911	69732	79581	89453
			6.0	7.5	31296	41186	51128	61111	71129	81174	91242
			6.5	8.7	31820	41882	51994	62267	72333	82547	92783

<b>MCFCW-12-4HS-1 HOT WATER CAPACITIES (Secondary Coil)</b>											
ENTERING AIR (°F)	NOMINAL CFM	ESP "WC	GPM	WPD	ENTERING AIR TEMPERATURE (F)						
					100°	110°	120°	130°	140°	150°	160°
70	2250	0.00	5.0	4.2	20435	26529	32692	38913	45185	51499	57848
			5.5	5.0	20877	27114	33420	39783	46195	52647	59134
			6.0	5.9	21264	27627	34057	40543	47076	53648	60254
			6.5	6.9	21607	28081	34619	41212	47852	54529	61239

<b>MCFCW-12-4HS-1 HOT WATER CAPACITIES (Secondary Coil)</b>											
ENTERING AIR (°F)	NOMINAL CFM	ESP "WC	GPM	WPD	ENTERING AIR TEMPERATURE (F)						
					100°	110°	120°	130°	140°	150°	160°
70	2005	0.10	5.0	4.2	19664	25519	31438	37412	43432	49491	55582
			5.5	5.0	20071	26058	32108	38212	44359	50545	56762
			6.0	5.9	20427	26529	32693	38908	45167	51462	57788
			6.5	6.9	20742	26945	33208	39522	45878	52269	58689

<b>MCFCW-12-4HS-1 HOT WATER CAPACITIES (Secondary Coil)</b>											
ENTERING AIR (°F)	NOMINAL CFM	ESP "WC	GPM	WPD	ENTERING AIR TEMPERATURE (F)						
					100°	110°	120°	130°	140°	150°	160°
70	1871	0.20	5.0	4.2	19162	24874	30649	36473	42342	48248	54185
			5.5	5.0	19549	25387	31284	37232	43222	49248	55304
			6.0	5.9	19887	5834	31839	37893	43988	50117	56276
			6.5	6.9	20186	266228	32327	38474	44660	50880	57128

<b>MCFCW-12-4HS-1 HOT WATER CAPACITIES (Secondary Coil)</b>											
ENTERING AIR (°F)	NOMINAL CFM	ESP "WC	GPM	WPD	ENTERING AIR TEMPERATURE (F)						
					100°	110°	120°	130°	140°	150°	160°
70	1706	0.30	5.0	4.2	18460	23982	29561	35188	40856	46559	52290
			5.5	5.0	18821	24459	30153	35894	41675	47489	53330
			6.0	5.9	19136	24875	30669	36508	42386	48296	54232
			6.5	6.9	19413	25242	31123	37048	43010	49004	55023

<b>MCFCW-12-4HS-1 HOT WATER CAPACITIES (Secondary Coil)</b>											
ENTERING AIR (°F)	NOMINAL CFM	ESP "WC	GPM	WPD	ENTERING AIR TEMPERATURE (F)						
					100°	110°	120°	130°	140°	150°	160°
70	1546	0.40	5.0	4.2	17736	23055	28427	33844	39299	44786	50299
			5.5	5.0	18070	23497	28975	34497	40055	45644	51258
			6.0	5.9	18361	23881	29451	35063	40711	46388	52090
			6.5	6.9	19618	24219	29870	35561	41286	47040	52817

<b>MCFCW-12-4HS-1 HOT WATER CAPACITIES (Secondary Coil)</b>											
ENTERING AIR (°F)	NOMINAL CFM	ESP "WC	GPM	WPD	ENTERING AIR TEMPERATURE (F)						
					100°	110°	120°	130°	140°	150°	160°
70	1339	0.50	5.0	4.2	16736	21761	26832	31944	37090	42264	47461
			5.5	5.0	17033	22153	27319	32523	37760	43024	48311
			6.0	5.9	17292	22494	27741	33025	38340	43682	49045
			6.5	6.9	17519	22793	28110	33486	38848	44257	49687

<b>MCFCW-12-4HS-1 HOT WATER CAPACITIES (Primary and Secondary)</b>											
ENTERING AIR (°F)	NOMINAL CFM	ESP "WC	GPM	WPD	ENTERING AIR TEMPERATURE (F)						
					100°	110°	120°	130°	140°	150°	160°
70	2250	0.0	5.0	3.7	42025	55379	68827	82352	95939	109577	123255
			5.5	4.4	43567	57443	71414	85464	99579	113745	127953
			6.0	5.2	44921	59253	73683	88193	102769	117399	132071
			6.5	6.0	461115	60849	75681	90594	105574	120608	135686

<b>MCFCW-12-4HS-1 HOT WATER CAPACITIES (Primary and Secondary)</b>											
ENTERING AIR (°F)	NOMINAL CFM	ESP "WC	GPM	WPD	ENTERING AIR TEMPERATURE (F)						
					100°	110°	120°	130°	140°	150°	160°
70	2005	0.10	5.0	3.7	40213	52980	65832	78756	91739	104768	117834
			5.5	4.4	41583	54812	68129	81519	94969	108467	122004
			6.0	5.2	42777	56406	70124	83917	97770	111673	125615
			6.5	6.0	43823	57802	71870	86013	100217	114470	128763

<b>MCFCW-12-4HS-1 HOT WATER CAPACITIES (Primary and Secondary)</b>											
ENTERING AIR (°F)	NOMINAL CFM	ESP "WC	GPM	WPD	ENTERING AIR TEMPERATURE (F)						
					100°	110°	120°	130°	140°	150°	160°
70	1871	0.20	5.0	3.7	39062	51467	63955	76510	89122	101779	114471
			5.5	4.4	40331	53163	66078	79064	92106	105194	118319
			6.0	5.2	41431	54631	67916	81270	94682	108140	121636
			6.5	6.0	42392	55912	69516	83191	96922	110701	124516

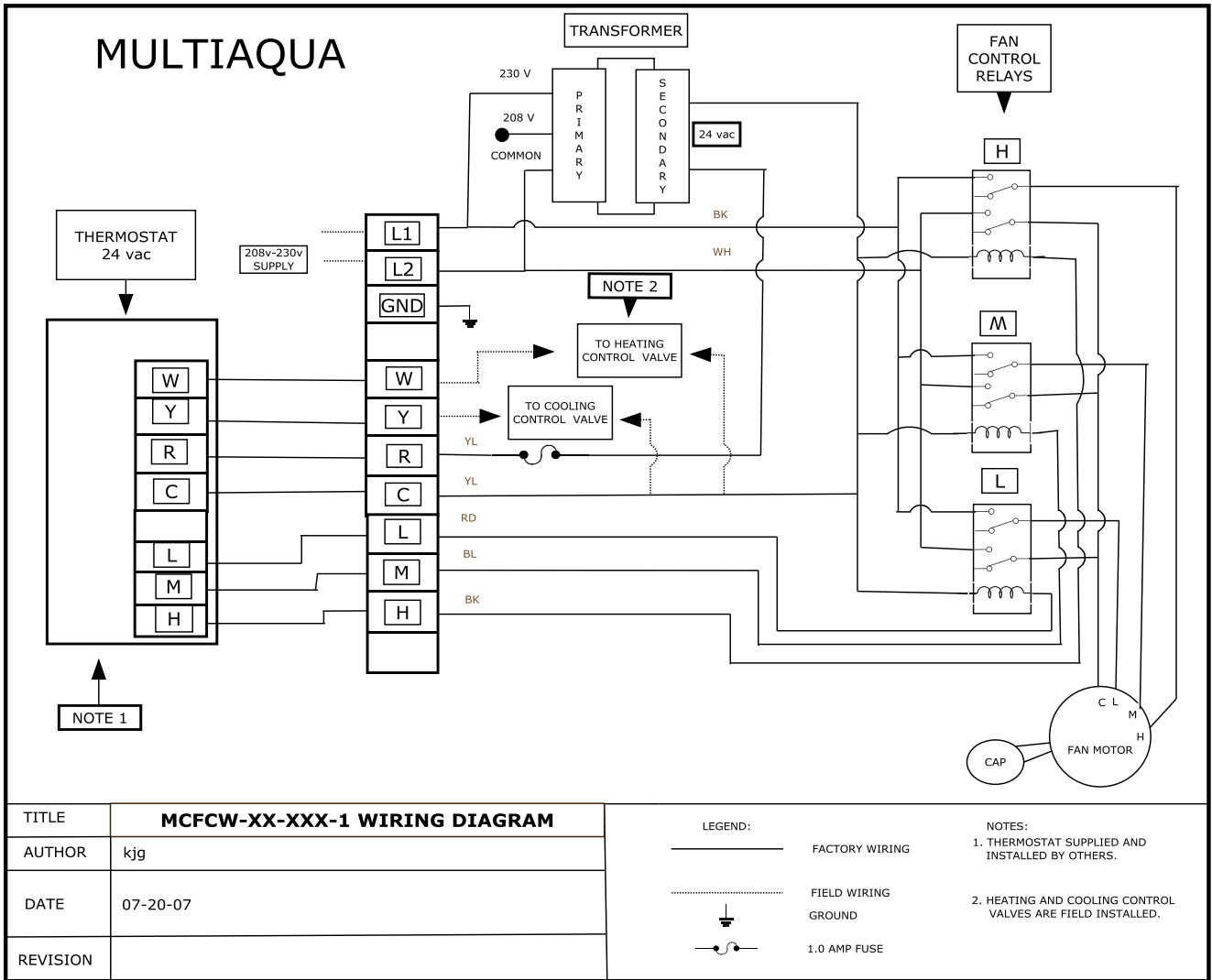
<b>MCFCW-12-4HS-1 HOT WATER CAPACITIES (Primary and Secondary)</b>											
ENTERING AIR (°F)	NOMINAL CFM	ESP "WC	GPM	WPD	ENTERING AIR TEMPERATURE (F)						
					100°	110°	120°	130°	140°	150°	160°
70	1706	0.30	5.0	3.7	37466	49378	61368	73421	85527	97676	109858
			5.5	4.4	38603	50896	63268	75703	88192	100724	113291
			6.0	5.2	39583	52203	64901	77663	90479	103337	116230
			6.5	6.0	40434	53337	66316	79360	92456	105595	118768

<b>MCFCW-12-4HS-1 HOT WATER CAPACITIES (Primary and Secondary)</b>											
ENTERING AIR (°F)	NOMINAL CFM	ESP "WC	GPM	WPD	ENTERING AIR TEMPERATURE (F)						
					100°	110°	120°	130°	140°	150°	160°
70	1546	0.40	5.0	3.7	35756	47132	58580	70086	81642	93236	104862
			5.5	4.4	36759	48469	60251	72092	83981	95910	107871
			6.0	5.2	37617	49612	61677	73802	85974	98186	110429
			6.5	6.0	38358	50597	62906	75273	87687	100140	112624

<b>MCFCW-12-4HS-1 HOT WATER CAPACITIES (Primary and Secondary)</b>											
ENTERING AIR (°F)	NOMINAL CFM	ESP "WC	GPM	WPD	ENTERING AIR TEMPERATURE (F)						
					100°	110°	120°	130°	140°	150°	160°
70	1339	0.50	5.0	3.7	33271	43848	54488	65180	75915	86684	97481
			5.5	4.4	34089	44937	55847	66808	77811	88849	99914
			6.0	5.2	34782	45859	56995	68182	79410	90672	101960
			6.5	6.0	35376	46646	57975	69511	80772	92222	103700

These specifications are subject to change without notice.  
Check [www.multiaqua.com](http://www.multiaqua.com) for the latest information.

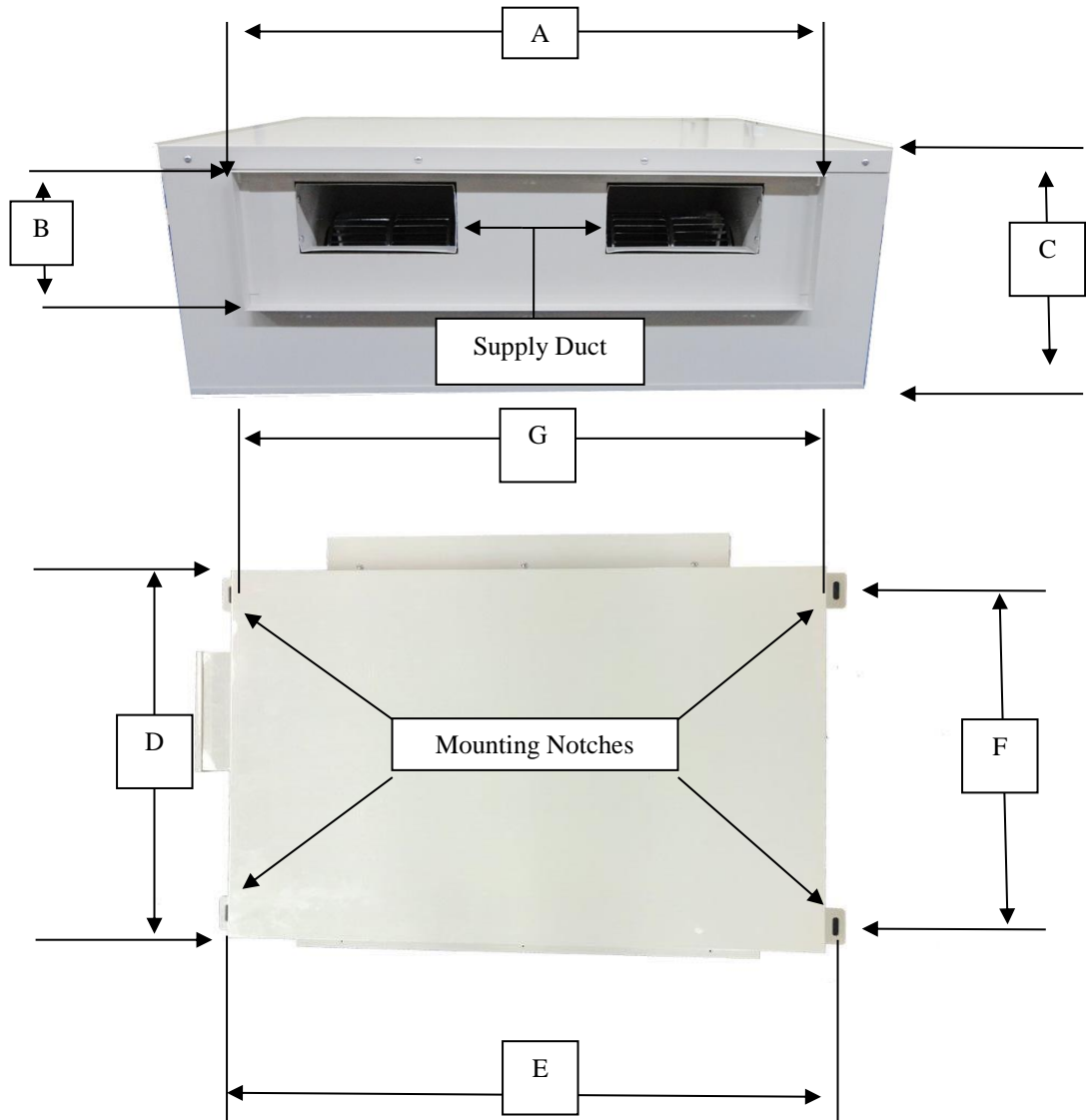
# MCFCW-12-4HS-1 Wiring Diagram




These specifications are subject to change without notice.  
Check [www.multiaqua.com](http://www.multiaqua.com) for the latest information.

# MCFCW-12-4HS-1 Dimensional Drawing

FAN COIL DIMENSIONS (in.)									
Fan Coil Model Number	A	B	C	D	E	F	G	H	I
MCFCW-12-4HS-01	33.00	12.00	12.25	29.25	54.92	24.25	48.00	49.00	12.00



*These specifications are subject to change without notice.  
Check [www.multiaqua.com](http://www.multiaqua.com) for the latest information.*



*These specifications are subject to change without notice.  
Check [www.multiaqua.com](http://www.multiaqua.com) for the latest information.*



