



MCFCW-12-4LS-1 (4-Pipe) Low Static Chilled/Hot Water Ceiling Concealed Cased Fan Coil 208/230V

4-Pipe Heating & Cooling Fan Coil 24,000 BTUH

*These specifications are subject to change without notice.
Check www.multiaqua.com for the latest information.*

HVAC Guide Specifications

Chilled and Hot Water Fan Coil Low Static

4-Pipe

Nominal Size:

36,000 BTUH

MultiAqua Model Number:

MCFCW-12-4LS-1

Part 1-General

1.01 System Description

MultiAqua Chilled Water Fan Coils are manufactured with heavy gauge galvanized steel to resist corrosion.

1.02 Quality Assurance

- A. Certified in accordance with U.L. Standard 95, latest version (U.S.A.)
- B. Manufactured in a facility registered to ISO 9002, Manufacturing Quality Standard.
- C. Fully load tested at the factory.
- D. Damage resistant packaging.

1.03 Delivery, Storage and Handling

- A. Packaged and readied for shipment from the factory.
- B. Controls shall be capable of withstanding 150°F storage temperatures in the control compartment.
- C. Stored and handled per manufacturer's recommendations.

Part 2-Product

2.01 Equipment

A. General:

- 1. Unit shall be a factory assembled and tested chilled and hot water fan coil.
- 2. Shall be assembled with heavy gauge galvanized steel.
 - 3. Contained with the unit shall be all factory wiring, piping, associated controls and special accessories required prior to start up. Filters are not included with the fan coil.
 - 4. A filter rack is built into the return of each fan coil.

B. Unit Cabinet:

- 1. Composed of heavy gauge galvanized steel casing with a baked polyester powder.
- 2. Shall be internally insulated to ensure quiet operation.

C. Fan Motors:

- 1. Shall be available in 208/230-1-50/60 VAC.
- 2. Fan motors shall be three speed, direct drive, and PSC type.
- 3. Totally enclosed.
- 4. Internal overload protected.

D. Blower Wheels:

- 1. Blower wheels are forward curved and dynamically balanced.

E. External Static Pressure

- 1. Unit shall be rated for a max external static pressure of .3" WG.

F. Water Coil:

- 1. Manufactured with water coils containing 3/8 copper tubing mechanically bonded to aluminum fins.
- 2. Contain both a manual water/ air bleed port per coil.
- 3. Coils shall be factory tested to 350 psig.
- 4. Coils have a max operating pressure of 200 PSI.
- 5. Maximum liquid solution temperature is 180 degrees F.

G. Drain Pan:

1. All drain pans shall be coated on both the interior and exterior with baked polyester powder to resist corrosion.
2. The exterior of all drain pans shall be insulated with closed cell insulation to prevent condensation.
3. Pans shall contain sloped drain connection as well as a sloped secondary drain connection.
4. Field supplied and installed P-Traps are required.

Part 3-Controls and Safeties**3.01 Controls**

- A. Fan coils shall be completely factory wired and tested.
- B. All components shall be wired to an internal terminal block to allow for a field installed 24 vac thermostat and or fan speed control.
- C. Controls shall include the following components.
 1. 24vac transformer.
 2. Three fan relays.
 3. Optional thermostats.

3.02 Safeties:

- A. Fan coil shall contain a non-reusable fuse on the secondary voltage side of the transformer.

Part 4-Operating Characteristics:**4.01 Electrical Requirements**

- A. Primary electrical power supply shall enter the unit at a single location.
- B. Electrical power supply shall be rated to withstand 120°F operating ambient temperatures.
- C. Control and high voltage points shall be accessed through terminal block.

Part 6- Definitions:**6.01 Abbreviations**

- A. CFM = Cubic Feet per Minute
- B. DB = Dry Bulb Temperature
- C. EWT = Entering Water Temperature
- D. GPM = US Gallons Per Minute
- E. MBH = BTU X 1000
- F. SC = Sensible Cooling
- G. TC = Total Cooling = Sensible + Latent
- H. WB = Wet Bulb Temperature
- I. WPD = Water Pressure Drop in feet of head
- J. dB = Decibel Level
- K. M = Meter
- L. In = Inches
- M. FPI = Fins per Inch
- N. OD = Outside Diameter
- O. ID = Inside Diameter
- P. MCA = Minimum Circuit Amps
- Q. MOP = Maximum Over current Protection
- R. LBS = Pounds U.S.

6.02 Measurements

- A. All measurements with regard to length, width, and height shall be in inches.

MCFCW-12-4LS-1 Product Specifications

Physical Data										
Model Number	Height (in)	Length (in)	Depth (in)	Weight (lbs.)	Cooling Rows FPI	Heating Rows FPI	Copper Diameter (in) HW/CW	Water Inlet (in) HW/CW	Water Outlet (in)	Drain (in)
MCFCW-12-4LS-1	14.25	55.00	29.25	144	3	1	3/4-1/2	3/4-1/2	3/4	3/4

Electrical Data							
Model Number	Nominal CFM	Volts/ Phase/ Hertz	Fan Motor HP	Full Load Ampacity	Fuse or HACR Circuit Breaker Per Circuit		
					MCA	MOP	
MCFCW-12-4LS-1	1200	208/230-1-50/60	1/2	2.32	2.90	7	

MCFCW-12-4LS-1 Chilled Water Performance Data

MCFCW-12-4LS-1 COOLING CAPACITIES (Primary Coil Only)					
CFM	EWT (°F)	ESP IN WC	GPM	ENTERING AIR TEMPERATURE (F)	
					80° D.B. / 67° W.B.
1850	42	0.00	5.0	TC	39915
				SC	32082
				WPD FT	5.8
			5.5	TC	42008
				SC	33195
				WPD FT	6.9
			6.0	TC	43972
				SC	34196
				WPD FT	8.2

MCFCW-12-4LS-1 COOLING CAPACITIES (Primary Coil Only)					
CFM	EWT (°F)	ESP IN WC	GPM	ENTERING AIR TEMPERATURE (F)	
					80° D.B. / 67° W.B.
1516	42	0.10	5.0	TC	37622
				SC	29084
				WPD FT	5.8
			5.5	TC	39514
				SC	29992
				WPD FT	6.9
			6.0	TC	41275
				SC	30810
				WPD FT	8.2

MCFCW-12-4LS-1 COOLING CAPACITIES (Primary Coil Only)					
CFM	EWT (°F)	ESP IN WC	GPM	ENTERING AIR TEMPERATURE (F)	
					80° D.B. / 67° W.B.
1384	42	0.20	5.0	TC	36607
				SC	27775
				WPD FT	5.8
			5.5	TC	38409
				SC	28621
				WPD FT	6.9
			6.0	TC	40076
				SC	29375
				WPD FT	8.2

These specifications are subject to change without notice.
Check www.multiaqua.com for the latest information.

MCFCW-12-4LS-1 COOLING CAPACITIES					
(Primary Coil Only)					
CFM	EWT (°F)	ESP IN WC	GPM	ENTERING AIR TEMPERATURE (F)	
					80° D.B. / 67° W.B.
1202	42	0.30	5.0	TC	34935
				SC	25759
				WPD FT	5.8
			5.5	TC	36582
				SC	26500
				WPD FT	6.9
			6.0	TC	38108
				SC	27198
				WPD FT	8.2

MCFCW-12-4LS-1 COOLING CAPACITIES					
(Primary Coil Only)					
CFM	EWT (°F)	ESP IN WC	GPM	ENTERING AIR TEMPERATURE (F)	
					80° D.B. / 67° W.B.
1850	45	0.00	5.0	TC	36226
				SC	30510
				WPD FT	5.8
			5.5	TC	37991
				SC	31556
				WPD FT	6.9
			6.0	TC	39616
				SC	32396
				WPD FT	8.1

MCFCW-12-4LS-1 COOLING CAPACITIES					
(Primary Coil Only)					
CFM	EWT (°F)	ESP IN WC	GPM	ENTERING AIR TEMPERATURE (F)	
					80° D.B. / 67° W.B.
1516	45	0.10	5.0	TC	33906
				SC	27548
				WPD FT	5.8
			5.5	TC	35570
				SC	28371
				WPD FT	6.9
			6.0	TC	37089
				SC	29134
				WPD FT	8.1

MCFCW-12-4LS-1 COOLING CAPACITIES					
(Primary Coil Only)					
CFM	EWT (°F)	ESP IN WC	GPM	ENTERING AIR TEMPERATURE (F)	
					80° D.B. / 67° W.B.
1384	45	0.20	5.0	TC	32965
				SC	26278
				WPD FT	5.8
			5.5	TC	34534
				SC	27064
				WPD FT	6.9
			6.0	TC	35954
				SC	27730
				WPD FT	8.1

MCFCW-12-4LS-1 COOLING CAPACITIES					
(Primary Coil Only)					
CFM	EWT (°F)	ESP IN WC	GPM	ENTERING AIR TEMPERATURE (F)	
					80° D.B. / 67° W.B.
1202	45	0.30	5.0	TC	31401
				SC	24311
				WPD FT	5.8
			5.5	TC	32802
				SC	24983
				WPD FT	6.9
			6.0	TC	34134
				SC	25560
				WPD FT	8.1

MCFCW-12-4LS-1 COOLING CAPACITIES					
(Secondary Coil Only)					
CFM	EWT (°F)	ESP IN WC	GPM	ENTERING AIR TEMPERATURE (F)	
					80° D.B. / 67° W.B.
1850	42	0.00	5.0	TC	19397
				SC	16263
				WPD FT	6.9
			5.5	TC	20323
				SC	16702
				WPD FT	8.2
			6.0	TC	21548
				SC	17099
				WPD FT	9.7

These specifications are subject to change without notice.
 Check www.multiaqua.com for the latest information.

MCFCW-12-4LS-1 COOLING CAPACITIES (Secondary Coil Only)					
CFM	EWT (°F)	ESP IN WC	GPM	ENTERING AIR TEMPERATURE (F)	
					80° D.B. / 67° W.B.
1516	42	0.10	5.0	TC	18742
				SC	14958
				WPD FT	6.9
			5.5	TC	19740
				SC	15357
				WPD FT	8.2
			6.0	TC	20640
				SC	15716
				WPD FT	9.7

MCFCW-12-4LS-1 COOLING CAPACITIES (Secondary Coil Only)					
CFM	EWT (°F)	ESP IN WC	GPM	ENTERING AIR TEMPERATURE (F)	
					80° D.B. / 67° W.B.
1384	42	0.20	5.0	TC	18451
				SC	14447
				WPD FT	6.9
			5.5	TC	19405
				SC	14828
				WPD FT	8.2
			6.0	TC	20265
				SC	15171
				WPD FT	9.7

MCFCW-12-4LS-1 COOLING CAPACITIES (Secondary Coil Only)					
CFM	EWT (°F)	ESP IN WC	GPM	ENTERING AIR TEMPERATURE (F)	
					80° D.B. / 67° W.B.
1202	42	0.30	5.0	TC	17900
				SC	13612
				WPD FT	6.9
			5.5	TC	18789
				SC	13966
				WPD FT	8.2
			6.0	TC	19583
				SC	14283
				WPD FT	9.7

MCFCW-12-4LS-1 COOLING CAPACITIES					
(Secondary Coil Only)					
CFM	EWT (°F)	ESP IN WC	GPM	ENTERING AIR TEMPERATURE (F)	
					80° D.B. / 67° W.B.
1850	45	0.00	5.0	TC	17218
				SC	15650
				WPD FT	6.9
			5.5	TC	18182
				SC	15841
				WPD FT	8.2
			6.0	TC	18910
				SC	16187
				WPD FT	9.7

MCFCW-12-4LS-1 COOLING CAPACITIES					
(Secondary Coil Only)					
CFM	EWT (°F)	ESP IN WC	GPM	ENTERING AIR TEMPERATURE (F)	
					80° D.B. / 67° W.B.
1516	45	0.10	5.0	TC	16506
				SC	14168
				WPD FT	6.9
			5.5	TC	17254
				SC	14522
				WPD FT	8.2
			6.0	TC	18169
				SC	14838
				WPD FT	9.7

MCFCW-12-4LS-1 COOLING CAPACITIES					
(Secondary Coil Only)					
CFM	EWT (°F)	ESP IN WC	GPM	ENTERING AIR TEMPERATURE (F)	
					80° D.B. / 67° W.B.
1384	45	0.20	5.0	TC	16170
				SC	13669
				WPD FT	6.9
			5.5	TC	16880
				SC	14006
				WPD FT	8.2
			6.0	TC	17855
				SC	14309
				WPD FT	9.7

These specifications are subject to change without notice.
Check www.multiaqua.com for the latest information.

MCFCW-12-4LS-1 COOLING CAPACITIES (Secondary Coil Only)					
CFM	EWT (°F)	ESP IN WC	GPM	ENTERING AIR TEMPERATURE (F)	
					80° D.B. / 67° W.B.
1202	45	0.30	5.0	TC	15563
				SC	12853
				WPD FT	6.9
			5.5	TC	16561
				SC	13167
				WPD FT	8.2
			6.0	TC	17267
				SC	13445
				WPD FT	9.7

MCFCW-12-4LS-1 COOLING CAPACITIES (Primary and Secondary Coil)					
CFM	EWT (°F)	ESP IN WC	GPM	ENTERING AIR TEMPERATURE (F)	
					80° D.B. / 67° W.B.
1850	42	0.00	5.0	TC	45250
				SC	35362
				WPD FT	3.9
			5.5	TC	47649
				SC	36648
				WPD FT	4.7
			6.0	TC	49845
				SC	37793
				WPD FT	5.6

MCFCW-12-4LS-1 COOLING CAPACITIES (Primary and Secondary Coil)					
CFM	EWT (°F)	ESP IN WC	GPM	ENTERING AIR TEMPERATURE (F)	
					80° D.B. / 67° W.B.
1516	42	0.10	5.0	TC	42495
				SC	31979
				WPD FT	3.9
			5.5	TC	44620
				SC	33060
				WPD FT	4.7
			6.0	TC	46580
				SC	33977
				WPD FT	5.6

These specifications are subject to change without notice.
Check www.multiaqua.com for the latest information.

MCFCW-12-4LS-1 COOLING CAPACITIES (Primary and Secondary Coil)					
CFM	EWT (°F)	ESP IN WC	GPM	ENTERING AIR TEMPERATURE (F)	
					80° D.B. / 67° W.B.
1384	42	0.20	5.0	TC	41252
				SC	30531
				WPD FT	3.9
			5.5	TC	43261
				SC	31476
				WPD FT	4.7
			6.0	TC	45117
				SC	32363
				WPD FT	5.6

MCFCW-12-4LS-1 COOLING CAPACITIES (Primary and Secondary Coil)					
CFM	EWT (°F)	ESP IN WC	GPM	ENTERING AIR TEMPERATURE (F)	
					80° D.B. / 67° W.B.
1202	42	0.30	5.0	TC	39192
				SC	28212
				WPD FT	3.9
			5.5	TC	41046
				SC	29083
				WPD FT	4.7
			6.0	TC	42727
				SC	29855
				WPD FT	5.6

MCFCW-12-4LS-1 COOLING CAPACITIES (Primary and Secondary Coil)					
CFM	EWT (°F)	ESP IN WC	GPM	ENTERING AIR TEMPERATURE (F)	
					80° D.B. / 67° W.B.
1850	45	0.00	5.0	TC	41218
				SC	33652
				WPD FT	3.9
			5.5	TC	43254
				SC	34844
				WPD FT	4.7
			6.0	TC	45130
				SC	35871
				WPD FT	5.6

These specifications are subject to change without notice.
Check www.multiaqua.com for the latest information.

MCFCW-12-4LS-1 COOLING CAPACITIES					
(Primary and Secondary Coil)					
CFM	EWT (°F)	ESP IN WC	GPM	ENTERING AIR TEMPERATURE (F)	
					80° D.B. / 67° W.B.
1516	45	0.10	5.0	TC	38467
				SC	30355
				WPD FT	3.9
			5.5	TC	40333
				SC	31284
				WPD FT	4.7
			6.0	TC	41996
				SC	32136
				WPD FT	5.6

MCFCW-12-4LS-1 COO32904LING CAPACITIES					
(Primary and Secondary Coil)					
CFM	EWT (°F)	ESP IN WC	GPM	ENTERING AIR TEMPERATURE (F)	
					80° D.B. / 67° W.B.
1384	45	0.20	5.0	TC	37311
				SC	28916
				WPD FT	3.9
			5.5	TC	39015
				SC	29767
				WPD FT	4.7
			6.0	TC	40618
				SC	30528
				WPD FT	5.6

MCFCW-12-4LS-1 COOLING CAPACITIES					
(Primary and Secondary Coil)					
CFM	EWT (°F)	ESP IN WC	GPM	ENTERING AIR TEMPERATURE (F)	
					80° D.B. / 67° W.B.
1202	45	0.30	5.0	TC	35339
				SC	26647
				WPD FT	3.9
			5.5	TC	36910
				SC	27380
				WPD FT	4.7
			6.0	TC	38356
				SC	28048
				WPD FT	5.6

These specifications are subject to change without notice.
Check www.multiaqua.com for the latest information.

MCFCW-12-4LS-1 Hot Water Performance Data

This heating performance data is at dry bulb temperature indicated / wet bulb temperature is 56 degrees F.

MCFCW-12-4LS-1 HOT WATER CAPACITIES (Primary Coil)											
ENTERING AIR (°F)	NOMINAL CFM	ESP "WC	GPM	WPD	ENTERING AIR TEMPERATURE (F)						
					100°	110°	120°	130°	140°	150°	160°
70	1850	0.00	5.0	5.3	34311	45314	56387	67518	78696	89912	101158
			5.5	6.4	35340	46688	58107	69583	81107	92669	104262
			6.0	7.5	36236	47883	59600	71374	83197	95058	106949
			6.5	8.7	37022	48929	60907	72941	85024	97144	109295

MCFCW-12-4LS-1 HOT WATER CAPACITIES (Primary Coil)											
ENTERING AIR (°F)	NOMINAL CFM	ESP "WC	GPM	WPD	ENTERING AIR TEMPERATURE (F)						
					100°	110°	120°	130°	140°	150°	160°
70	1516	0.10	5.0	5.3	31435	41491	51606	61771	71975	82212	92474
			5.5	6.4	32259	42589	52978	63415	73893	84402	94937
			6.0	7.5	32970	43535	54158	64829	75539	86282	97050
			6.5	8.7	33588	44356	55182	66055	76967	87910	98878

MCFCW-12-4LS-1 HOT WATER CAPACITIES (Primary Coil)											
ENTERING AIR (°F)	NOMINAL CFM	ESP "WC	GPM	WPD	ENTERING AIR TEMPERATURE (F)						
					100°	110°	120°	130°	140°	150°	160°
70	1384	0.20	5.0	5.3	30041	39658	49329	59046	68799	78582	88389
			5.5	6.4	30777	40638	50553	60513	70508	80534	90582
			6.0	7.5	31410	41479	51602	61768	71970	82201	92454
			6.5	8.7	31958	42207	52509	62853	73232	83639	94069

MCFCW-12-4LS-1 HOT WATER CAPACITIES (Primary Coil)											
ENTERING AIR (°F)	NOMINAL CFM	ESP "WC	GPM	WPD	ENTERING AIR TEMPERATURE (F)						
					100°	110°	120°	130°	140°	150°	160°
70	1202	0.30	5.0	5.3	27945	36982	45862	54884	63937	73017	82116
			5.5	6.4	28556	37787	46875	56096	65348	74625	83923
			6.0	7.5	29077	38473	47736	57126	66545	75990	85454
			6.5	8.7	29526	39063	48477	58010	67573	77160	86766

*These specifications are subject to change without notice.
Check www.multiaqua.com for the latest information.*

MCFCW-12-4LS-1 HOT WATER CAPACITIES (Secondary Coil)											
ENTERING AIR (°F)	NOMINAL CFM	ESP "WC	GPM	WPD	ENTERING AIR TEMPERATURE (F)						
					100°	110°	120°	130°	140°	150°	160°
70	1850	0.00	5.0	6.3	18879	24691	30555	36464	42411	48388	54392
			5.5	7.6	19249	25180	31163	37189	43251	49343	55461
			6.0	8.9	19571	25606	31691	37818	43980	50171	56386
			6.5	10.4	19854	25980	32154	38369	44618	50896	57196

MCFCW-12-4LS-1 HOT WATER CAPACITIES (Secondary Coil)											
ENTERING AIR (°F)	NOMINAL CFM	ESP "WC	GPM	WPD	ENTERING AIR TEMPERATURE (F)						
					100°	110°	120°	130°	140°	150°	160°
70	1516	0.10	5.0	6.3	17535	22918	28347	33814	39313	44838	50385
			5.5	7.6	17851	23336	28865	34430	40027	45649	51293
			6.0	8.9	18125	23697	29313	34964	40645	46350	52076
			6.5	10.4	18365	24014	29705	35431	41185	46962	52760

MCFCW-12-4LS-1 HOT WATER CAPACITIES (Secondary Coil)											
ENTERING AIR (°F)	NOMINAL CFM	ESP "WC	GPM	WPD	ENTERING AIR TEMPERATURE (F)						
					100°	110°	120°	130°	140°	150°	160°
70	1384	0.20	5.0	6.3	16861	22049	27280	32547	37843	43164	48505
			5.5	7.6	17153	22436	27760	33118	38504	43914	49344
			6.0	8.9	17407	22771	28174	33611	39075	44561	50067
			6.5	10.4	17629	23064	28537	34041	39573	45126	50697

MCFCW-12-4LS-1 HOT WATER CAPACITIES (Secondary Coil)											
ENTERING AIR (°F)	NOMINAL CFM	ESP "WC	GPM	WPD	ENTERING AIR TEMPERATURE (F)						
					100°	110°	120°	130°	140°	150°	160°
70	1202	0.30	5.0	6.3	15894	25712	25712	30672	35658	40665	45691
			5.5	7.6	16153	26136	26136	31176	36241	41326	46430
			6.0	8.9	16377	26501	26501	31610	36743	41896	47066
			6.5	10.4	16572	26820	26820	31989	37181	42392	47619

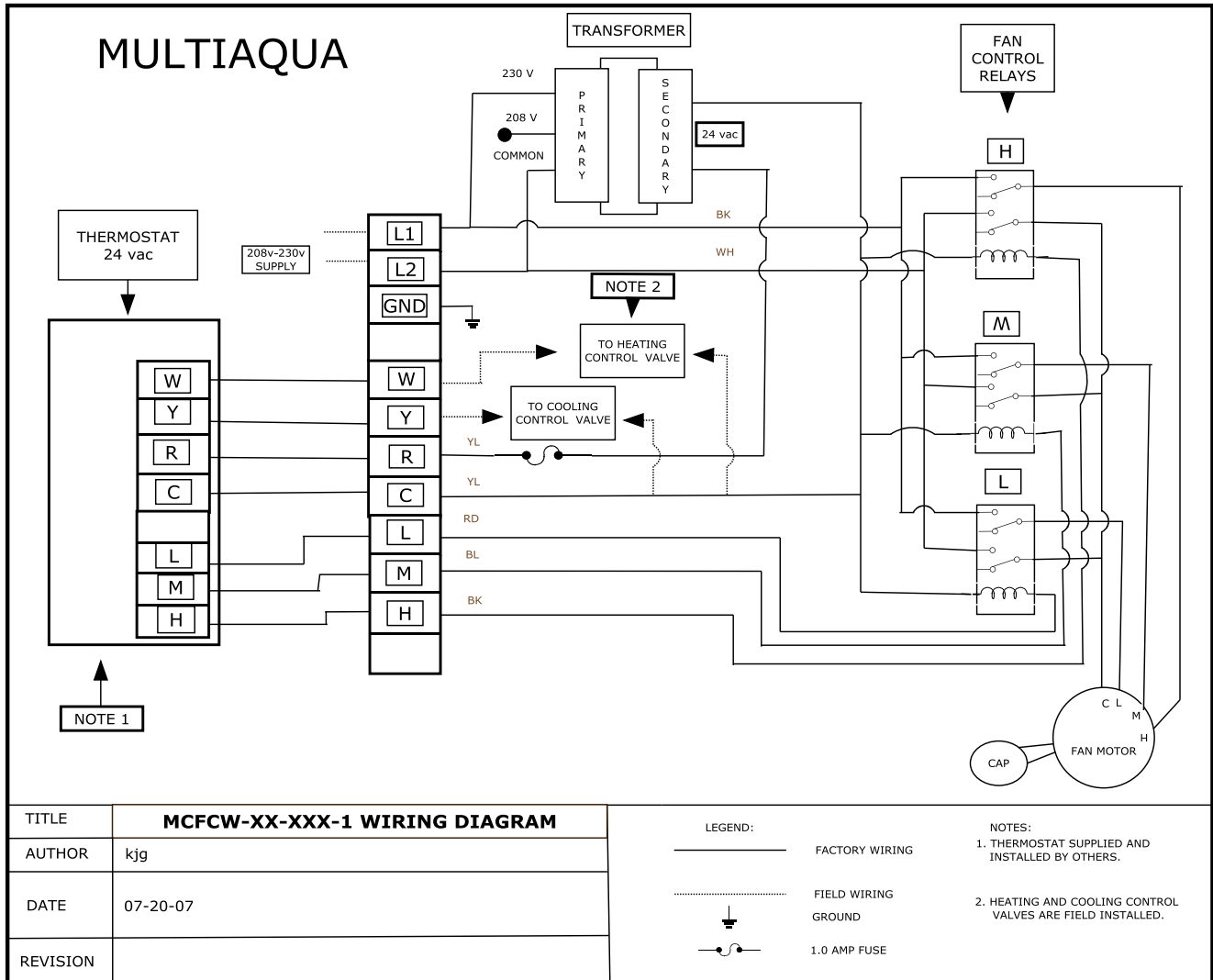
MCFCW-12-4LS-1 HOT WATER CAPACITIES (Primary and Secondary)											
ENTERING AIR (°F)	NOMINAL CFM	ESP "WC	GPM	WPD	ENTERING AIR TEMPERATURE (F)						
					100°	110°	120°	130°	140°	150°	160°
70	1850	0.0	5.0	3.7	38243	50589	63016	75511	88061	100656	113286
			5.5	4.4	39496	52262	65112	78030	91005	104026	117083
			6.0	5.2	40581	53710	66923	80206	93545	106931	120353
			6.5	6.0	41528	54973	68501	82098	95753	109453	123191

MCFCW-12-4LS-1 HOT WATER CAPACITIES (Primary and Secondary)											
ENTERING AIR (°F)	NOMINAL CFM	ESP "WC	GPM	WPD	ENTERING AIR TEMPERATURE (F)						
					100°	110°	120°	130°	140°	150°	160°
70	1516	0.10	5.0	3.7	34988	46256	57595	68991	80436	91919	103433
			5.5	4.4	35965	47558	59221	70943	82712	94521	106360
			6.0	5.2	36799	48669	60608	72605	84649	96732	108845
			6.5	6.0	37519	49626	61802	74024	86312	98628	110975

MCFCW-12-4LS-1 HOT WATER CAPACITIES (Primary and Secondary)											
ENTERING AIR (°F)	NOMINAL CFM	ESP "WC	GPM	WPD	ENTERING AIR TEMPERATURE (F)						
					100°	110°	120°	130°	140°	150°	160°
70	1384	0.20	5.0	3.7	33400	44162	54989	65870	76794	87755	98744
			5.5	4.4	34259	45306	56417	67581	78789	90032	101304
			6.0	5.2	34989	46276	57627	69029	80475	91955	103463
			6.5	6.0	35614	47107	58661	70266	81913	93594	105303

MCFCW-12-4LS-1 HOT WATER CAPACITIES (Primary and Secondary)											
ENTERING AIR (°F)	NOMINAL CFM	ESP "WC	GPM	WPD	ENTERING AIR TEMPERATURE (F)						
					100°	110°	120°	130°	140°	150°	160°
70	1202	0.30	5.0	3.7	30983	50979	50979	61051	71161	81303	91468
			5.5	4.4	31675	52124	52124	62420	72754	83119	93507
			6.0	5.2	32256	53083	53083	63566	74086	84635	95208
			6.5	6.0	32750	53895	53895	64536	75212	85916	96643

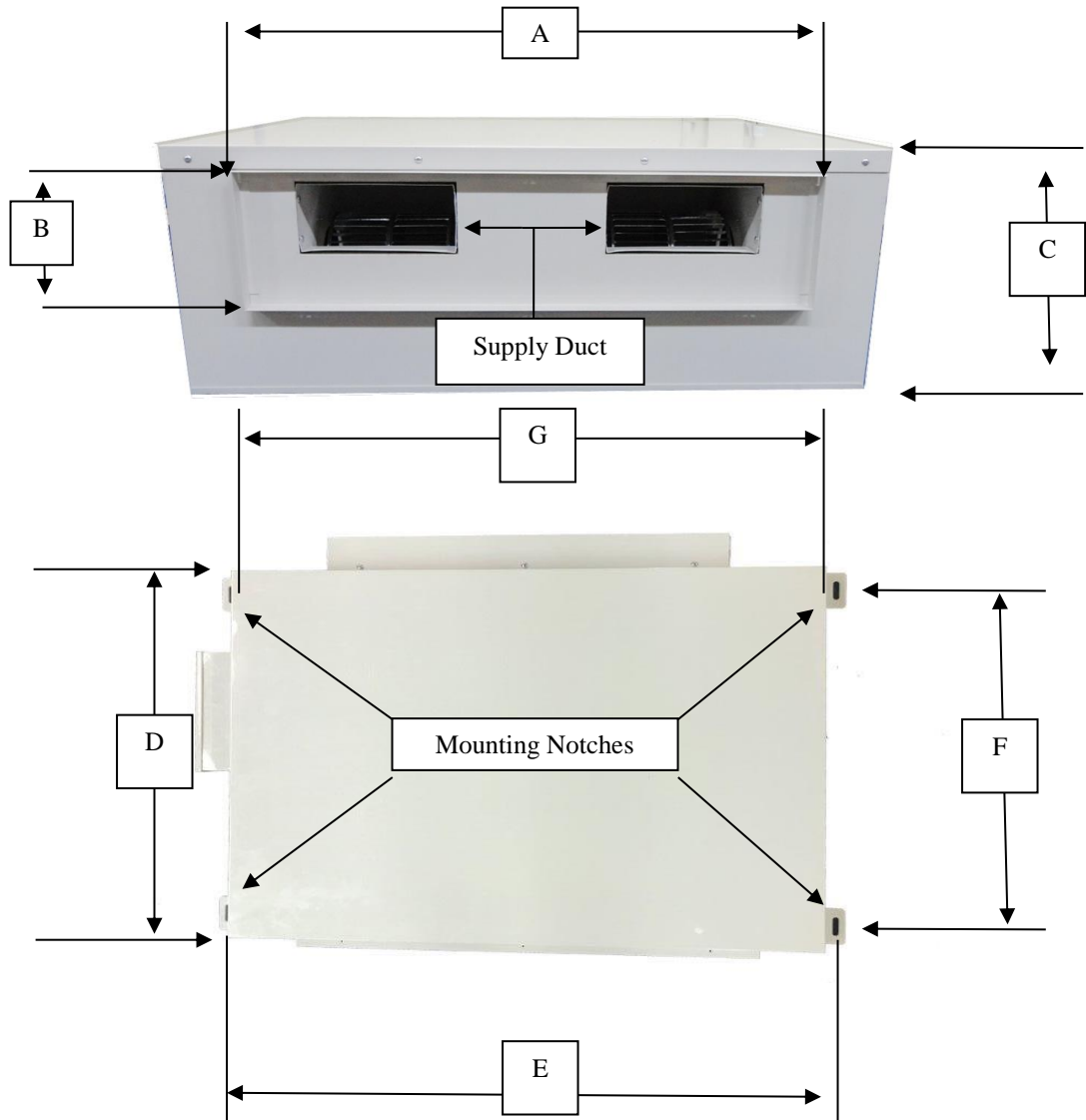
MCFCW-12-4LS-1 Wiring Diagram




These specifications are subject to change without notice.
Check www.multiaqua.com for the latest information.

MCFCW-12-4LS-1 Dimensional Drawing

FAN COIL DIMENSIONS (in.)									
Fan Coil Model Number	A	B	C	D	E	F	G	H	I
MCFCW-12-4LS-01	33.00	12.00	12.25	29.25	54.92	24.25	48.00	49.00	12.00



*These specifications are subject to change without notice.
Check www.multiaqua.com for the latest information.*



*These specifications are subject to change without notice.
Check www.multiaqua.com for the latest information.*

