



MCFCW-20-4HS-1 (4-Pipe) High Static Chilled/Hot Water Ceiling Concealed Cased Fan Coil 208/230V

4-Pipe Heating & Cooling Fan Coil 60,000 BTUH

*These specifications are subject to change without notice.
Check www.multiaqua.com for the latest information.*

HVAC Guide Specifications

Chilled and Hot Water Fan Coil High Static
 4-Pipe
 Nominal Size:
60,000 BTUH

MultiAqua Model Number:
MCFCW-20-4HS-1

Part 1-General

1.01 System Description

MultiAqua Chilled Water Fan Coils are manufactured with heavy gauge galvanized steel to resist corrosion.

1.02 Quality Assurance

- A. Certified in accordance with U.L. Standard 95, latest version (U.S.A.)
- B. Manufactured in a facility registered to ISO 9002, Manufacturing Quality Standard.
- C. Fully load tested at the factory.
- D. Damage resistant packaging.

1.03 Delivery, Storage and Handling

- A. Packaged and readied for shipment from the factory.
- B. Controls shall be capable of withstanding 150°F storage temperatures in the control compartment.
- C. Stored and handled per manufacturer’s recommendations.

Part 2-Product

2.01 Equipment

A. General:

- 1. Unit shall be a factory assembled and tested chilled and hot water fan coil.
- 2. Shall be assembled with heavy gauge galvanized steel.
 - 3. Contained with the unit shall be all factory wiring, piping, associated controls and special accessories required prior to start up. Filters are not included with the fan coil.
 - 4. A filter rack is built into the return of each fan coil.

B. Unit Cabinet:

- 1. Composed of heavy gauge galvanized steel casing with a baked polyester powder.
- 2. Shall be internally insulated to ensure quiet operation.

C. Fan Motors:

- 1. Shall be available in 208/230-1-50/60 VAC.
- 2. Fan motors shall be three speed, direct drive, and PSC type.
- 3. Totally enclosed.
- 4. Internal overload protected.

D. Blower Wheels:

- 1. Blower wheels are forward curved and dynamically balanced.

E. External Static Pressure

- 1. Unit shall be rated for a max external static pressure of .5” WG.

F. Water Coil:

- 1. Manufactured with water coils containing 3/8 copper tubing mechanically bonded to aluminum fins.
- 2. Contain both a manual water/ air bleed port per coil.
- 3. Coils shall be factory tested to 350 psig.
- 4. Coils have a max operating pressure of 200 PSI.
- 5. Maximum liquid solution temperature is 180 degrees F.

G. Drain Pan:

1. All drain pans shall be coated on both the interior and exterior with baked polyester powder to resist corrosion.
2. The exterior of all drain pans shall be insulated with closed cell insulation to prevent condensation.
3. Pans shall contain sloped drain connection as well as a sloped secondary drain connection.
4. Field supplied and installed P-Traps are required.

Part 3-Controls and Safeties**3.01 Controls**

- A. Fan coils shall be completely factory wired and tested.
- B. All components shall be wired to an internal terminal block to allow for a field installed 24 vac thermostat and or fan speed control.
- C. Controls shall include the following components.
 1. 24vac transformer.
 2. Three fan relays.
 3. Optional thermostats.

3.02 Safeties:

- A. Fan coil shall contain a non-reusable fuse on the secondary voltage side of the transformer.

Part 4-Operating Characteristics:**4.01 Electrical Requirements**

- A. Primary electrical power supply shall enter the unit at a single location.
- B. Electrical power supply shall be rated to withstand 120°F operating ambient temperatures.
- C. Control and high voltage points shall be accessed through terminal block.

Part 6- Definitions:**6.01 Abbreviations**

- A. CFM = Cubic Feet per Minute
- B. DB = Dry Bulb Temperature
- C. EWT = Entering Water Temperature
- D. GPM = US Gallons Per Minute
- E. MBH = BTU X 1000
- F. SC = Sensible Cooling
- G. TC = Total Cooling = Sensible + Latent
- H. WB = Wet Bulb Temperature
- I. WPD = Water Pressure Drop in feet of head
- J. dB = Decibel Level
- K. M = Meter
- L. In = Inches
- M. FPI = Fins per Inch
- N. OD = Outside Diameter
- O. ID = Inside Diameter
- P. MCA = Minimum Circuit Amps
- Q. MOP = Maximum Over current Protection
- R. LBS = Pounds U.S.

6.02 Measurements

- A. All measurements with regard to length, width, and height shall be in inches.

MCFCW-20-4HS-1 Product Specifications

Physical Data										
Model Number	Height (in)	Length (in)	Depth (in)	Weight (lbs.)	Cooling Rows FPI	Heating Rows FPI	Copper Diameter (in)	Water Inlet (in) CW/HW	Water Outlet (in) CW/HW	Drain (in)
MCFCW-20-4HS-1	17.75	66.93	31.57	176	4	1	3/8	1-1/2	1-1/2	3/4

Electrical Data						
Model Number	Nominal CFM	Volts/ Phase/ Hertz	Fan Motor HP	Full Load Ampacity	Fuse or HACR Circuit Breaker Per Circuit	
					MCA	MOP
MCFCW-20-4HS-1	2000	208/230-1-50/60	1	6.33	7.92	15

MCFCW-20-4HS-1 Chilled Water Performance Data

MCFCW-20-4HS-1 COOLING CAPACITIES (Primary Coil Only)					
CFM	EWT (°F)	ESP IN WC	GPM	ENTERING AIR TEMPERATURE (F)	
					80° D.B. / 67° W.B.
3200	42	0.00	8.75	TC	62660
				SC	52862
				WPD FT	4.9
			9.75	TC	67187
				SC	54295
				WPD FT	6.0
			10.8	TC	71450
				SC	56437
				WPD FT	7.2
MCFCW-20-4HS-1 COOLING CAPACITIES (Primary Coil Only)					
CFM	EWT (°F)	ESP IN WC	GPM	ENTERING AIR TEMPERATURE (F)	
					80° D.B. / 67° W.B.
2850	42	0.10	8.75	TC	60723
				SC	48949
				WPD FT	4.9
			9.75	TC	65118
				SC	51158
				WPD FT	6.0
			10.8	TC	69292
				SC	53212
				WPD FT	7.2
MCFCW-20-4HS-1 COOLING CAPACITIES (Primary Coil Only)					
CFM	EWT (°F)	ESP IN WC	GPM	ENTERING AIR TEMPERATURE (F)	
					80° D.B. / 67° W.B.
2588	42	0.20	8.75	TC	58859
				SC	46494
				WPD FT	4.9
			9.75	TC	63608
				SC	48737
				WPD FT	6.0
			10.8	TC	67055
				SC	50471
				WPD FT	7.2

These specifications are subject to change without notice.
Check www.multiaqua.com for the latest information.

MCFCW-20-4HS-1 COOLING CAPACITIES					
(Primary Coil Only)					
CFM	EWT (°F)	ESP IN WC	GPM	ENTERING AIR TEMPERATURE (F)	
					80° D.B. / 67° W.B.
2493	42	0.30	8.75	TC	58525
				SC	45666
				WPD FT	4.9
			9.75	TC	62803
				SC	47753
				WPD FT	6.0
			10.8	TC	66215
				SC	49451
				WPD FT	7.2

MCFCW-20-4HS-1 COOLING CAPACITIES					
(Primary Coil Only)					
CFM	EWT (°F)	ESP IN WC	GPM	ENTERING AIR TEMPERATURE (F)	
					80° D.B. / 67° W.B.
2290	42	0.40	8.75	TC	56889
				SC	43586
				WPD FT	4.9
			9.75	TC	60963
				SC	45540
				WPD FT	6.0
			10.8	TC	64289
				SC	47154
				WPD FT	7.2

MCFCW-20-4HS-1 COOLING CAPACITIES					
(Primary Coil Only)					
CFM	EWT (°F)	ESP IN WC	GPM	ENTERING AIR TEMPERATURE (F)	
					80° D.B. / 67° W.B.
2005	42	0.50	8.75	TC	54765
				SC	40558
				WPD FT	4.9
			9.75	TC	58097
				SC	42214
				WPD FT	6.0
			10.8	TC	62375
				SC	43867
				WPD FT	7.2

These specifications are subject to change without notice.
Check www.multiaqua.com for the latest information.

MCFCW-20-4HS-1 COOLING CAPACITIES (Primary Coil Only)					
CFM	EWT (°F)	ESP IN WC	GPM	ENTERING AIR TEMPERATURE (F)	
					80° D.B. / 67° W.B.
3200	45	0.00	8.75	TC	56743
				SC	50730
				WPD FT	4.9
			9.75	TC	60435
				SC	52774
				WPD FT	6.0
			10.8	TC	63946
				SC	54173
				WPD FT	7.2

MCFCW-20-4HS-1 COOLING CAPACITIES (Primary Coil Only)					
CFM	EWT (°F)	ESP IN WC	GPM	ENTERING AIR TEMPERATURE (F)	
					80° D.B. / 67° W.B.
2850	45	0.10	8.75	TC	54561
				SC	47528
				WPD FT	4.9
			9.75	TC	58187
				SC	49039
				WPD FT	6.0
			10.8	TC	61670
				SC	50021
				WPD FT	7.2

MCFCW-20-4HS-1 COOLING CAPACITIES (Primary Coil Only)					
CFM	EWT (°F)	ESP IN WC	GPM	ENTERING AIR TEMPERATURE (F)	
					80° D.B. / 67° W.B.
2588	45	0.20	8.75	TC	52897
				SC	44629
				WPD FT	4.9
			9.75	TC	56508
				SC	45762
				WPD FT	6.0
			10.8	TC	59867
				SC	47444
				WPD FT	7.2

These specifications are subject to change without notice.
Check www.multiaqua.com for the latest information.

MCFCW-20-4HS-1 COOLING CAPACITIES (Primary Coil Only)					
CFM	EWT (°F)	ESP IN WC	GPM	ENTERING AIR TEMPERATURE (F)	
					80° D.B. / 67° W.B.
2493	45	0.30	8.75	TC	52184
				SC	43692
				WPD FT	4.9
			9.75	TC	55743
				SC	44798
				WPD FT	6.0
			10.8	TC	59059
				SC	46438
				WPD FT	7.2

MCFCW-20-4HS-1 COOLING CAPACITIES (Primary Coil Only)					
CFM	EWT (°F)	ESP IN WC	GPM	ENTERING AIR TEMPERATURE (F)	
					80° D.B. / 67° W.B.
2290	45	0.40	8.75	TC	50662
				SC	41614
				WPD FT	4.9
			9.75	TC	54365
				SC	42765
				WPD FT	6.0
			10.8	TC	57668
				SC	44381
				WPD FT	7.2

MCFCW-20-4HS-1 COOLING CAPACITIES (Primary Coil Only)					
CFM	EWT (°F)	ESP IN WC	GPM	ENTERING AIR TEMPERATURE (F)	
					80° D.B. / 67° W.B.
2005	45	0.50	8.75	TC	48744
				SC	38034
				WPD FT	4.9
			9.75	TC	52079
				SC	39645
				WPD FT	6.0
			10.8	TC	54681
				SC	40884
				WPD FT	7.2

These specifications are subject to change without notice.
Check www.multiaqua.com for the latest information.

MCFCW-20-4HS-1 COOLING CAPACITIES					
(Secondary Coil Only)					
CFM	EWT (°F)	ESP IN WC	GPM	ENTERING AIR TEMPERATURE (F)	
					80° D.B. / 67° W.B.
3200	42	0.00	8.75	TC	28036
				SC	22479
				WPD FT	12.2
			9.75	TC	29631
				SC	23290
				WPD FT	15.0
			10.8	TC	30839
				SC	23920
				WPD FT	18.0

MCFCW-20-4HS-1 COOLING CAPACITIES					
(Secondary Coil Only)					
CFM	EWT (°F)	ESP IN WC	GPM	ENTERING AIR TEMPERATURE (F)	
					80° D.B. / 67° W.B.
2850	42	0.10	8.75	TC	27572
				SC	21511
				WPD FT	12.2
			9.75	TC	28871
				SC	22187
				WPD FT	15.0
			10.8	TC	30014
				SC	22772
				WPD FT	18.0

MCFCW-20-4HS-1 COOLING CAPACITIES					
(Secondary Coil Only)					
CFM	EWT (°F)	ESP IN WC	GPM	ENTERING AIR TEMPERATURE (F)	
					80° D.B. / 67° W.B.
2588	42	0.20	8.75	TC	26984
				SC	20658
				WPD FT	12.2
			9.75	TC	28224
				SC	21293
				WPD FT	15.0
			10.8	TC	29314
				SC	21844
				WPD FT	18.0

These specifications are subject to change without notice.
Check www.multiaqua.com for the latest information.

MCFCW-20-4HS-1 COOLING CAPACITIES (Secondary Coil Only)					
CFM	EWT (°F)	ESP IN WC	GPM	ENTERING AIR TEMPERATURE (F)	
					80° D.B. / 67° W.B.
2493	42	0.30	8.75	TC	26772
				SC	20352
				WPD FT	12.2
			9.75	TC	27989
				SC	20972
				WPD FT	12.2
			10.8	TC	29058
				SC	21509
				WPD FT	18.0

MCFCW-20-4HS-1 COOLING CAPACITIES (Secondary Coil Only)					
CFM	EWT (°F)	ESP IN WC	GPM	ENTERING AIR TEMPERATURE (F)	
					80° D.B. / 67° W.B.
2290	42	0.40	8.75	TC	26257
				SC	19643
				WPD FT	12.2
			9.75	TC	27423
				SC	20230
				WPD FT	15.0
			10.8	TC	28444
				SC	20737
				WPD FT	18.0

MCFCW-20-4HS-1 COOLING CAPACITIES (Secondary Coil Only)					
CFM	EWT (°F)	ESP IN WC	GPM	ENTERING AIR TEMPERATURE (F)	
					80° D.B. / 67° W.B.
2005	42	0.50	8.75	TC	25376
				SC	18510
				WPD FT	12.2
			9.75	TC	26461
				SC	19047
				WPD FT	15.0
			10.8	TC	27409
				SC	19512
				WPD FT	18.0

These specifications are subject to change without notice.
Check www.multiaqua.com for the latest information.

MCFCW-20-4HS-1 COOLING CAPACITIES (Secondary Coil Only)					
CFM	EWT (°F)	ESP IN WC	GPM	ENTERING AIR TEMPERATURE (F)	
					80° D.B. / 67° W.B.
3200	45	0.00	8.75	TC	24174
				SC	21049
				WPD FT	12.2
			9.75	TC	25479
				SC	21743
				WPD FT	14.9
			10.8	TC	26463
				SC	22283
				WPD FT	17.9

MCFCW-20-4HS-1 COOLING CAPACITIES (Secondary Coil Only)					
CFM	EWT (°F)	ESP IN WC	GPM	ENTERING AIR TEMPERATURE (F)	
					80° D.B. / 67° W.B.
2850	45	0.10	8.75	TC	23686
				SC	20061
				WPD FT	12.2
			9.75	TC	24745
				SC	20640
				WPD FT	14.9
			10.8	TC	25674
				SC	21138
				WPD FT	17.9

MCFCW-20-4HS-1 COOLING CAPACITIES (Secondary Coil Only)					
CFM	EWT (°F)	ESP IN WC	GPM	ENTERING AIR TEMPERATURE (F)	
					80° D.B. / 67° W.B.
2588	45	0.20	8.75	TC	23118
				SC	19*208
				WPD FT	12.2
			9.75	TC	24127
				SC	19749
				WPD FT	14.9
			10.8	TC	25314
				SC	20328
				WPD FT	17.9

These specifications are subject to change without notice.
Check www.multiaqua.com for the latest information.

MCFCW-20-4HS-1 COOLING CAPACITIES					
(Secondary Coil Only)					
CFM	EWT (°F)	ESP IN WC	GPM	ENTERING AIR TEMPERATURE (F)	
					80° D.B. / 67° W.B.
2493	45	0.30	8.75	TC	22915
				SC	18902
				WPD FT	12.2
			9.75	TC	23904
				SC	19429
				WPD FT	14.9
			10.8	TC	25099
				SC	20006
				WPD FT	17.9

MCFCW-20-4HS-1 COOLING CAPACITIES					
(Secondary Coil Only)					
CFM	EWT (°F)	ESP IN WC	GPM	ENTERING AIR TEMPERATURE (F)	
					80° D.B. / 67° W.B.
2290	45	0.40	8.75	TC	22424
				SC	18195
				WPD FT	12.2
			9.75	TC	23667
				SC	18803
				WPD FT	14.9
			10.8	TC	24579
				SC	19262
				WPD FT	17.9

MCFCW-20-4HS-1 COOLING CAPACITIES					
(Secondary Coil Only)					
CFM	EWT (°F)	ESP IN WC	GPM	ENTERING AIR TEMPERATURE (F)	
					80° D.B. / 67° W.B.
2005	45	0.50	8.75	TC	21877
				SC	17177
				WPD FT	12.2
			9.75	TC	22847
				SC	17663
				WPD FT	14.9
			10.8	TC	23694
				SC	18081
				WPD FT	18.0

These specifications are subject to change without notice.
Check www.multiaqua.com for the latest information.

MCFCW-20-4HS-1 COOLING CAPACITIES (Primary and Secondary Coil)					
CFM	EWT (°F)	ESP IN WC	GPM	ENTERING AIR TEMPERATURE (F)	
					80° D.B. / 67° W.B.
3200	42	0.00	8.75	TC	65549
				SC	56029
				WPD FT	3.9
			9.75	TC	70392
				SC	58670
				WPD FT	4.8
			10.8	TC	75593
				SC	60608
				WPD FT	5.8

MCFCW-20-4HS-1 COOLING CAPACITIES (Primary and Secondary Coil)					
CFM	EWT (°F)	ESP IN WC	GPM	ENTERING AIR TEMPERATURE (F)	
					80° D.B. / 67° W.B.
2850	42	0.10	8.75	TC	63315
				SC	52648
				WPD FT	3.9
			9.75	TC	68601
				SC	54710
				WPD FT	4.8
			10.8	TC	73151
				SC	56362
				WPD FT	5.8

MCFCW-20-4HS-1 COOLING CAPACITIES (Primary and Secondary Coil)					
CFM	EWT (°F)	ESP IN WC	GPM	ENTERING AIR TEMPERATURE (F)	
					80° D.B. / 67° W.B.
2588	42	0.20	8.75	TC	61795
				SC	49826
				WPD FT	3.9
			9.75	TC	66292
				SC	51737
				WPD FT	4.8
			10.8	TC	70735
				SC	53333
				WPD FT	5.8

These specifications are subject to change without notice.
Check www.multiaqua.com for the latest information.

MCFCW-20-4HS-1 COOLING CAPACITIES (Primary and Secondary Coil)					
CFM	EWT (°F)	ESP IN WC	GPM	ENTERING AIR TEMPERATURE (F)	
					80° D.B. / 67° W.B.
2493	42	0.30	8.75	TC	61393
				SC	48611
				WPD FT	3.9
			9.75	TC	66008
				SC	50357
				WPD FT	4.8
			10.8	TC	59829
				SC	52209
				WPD FT	5.8

MCFCW-20-4HS-1 COOLING CAPACITIES (Primary and Secondary Coil)					
CFM	EWT (°F)	ESP IN WC	GPM	ENTERING AIR TEMPERATURE (F)	
					80° D.B. / 67° W.B.
2290	42	0.40	8.75	TC	59557
				SC	46245
				WPD FT	3.9
			9.75	TC	64048
				SC	47928
				WPD FT	4.8
			10.8	TC	68163
				SC	49828
				WPD FT	5.8

MCFCW-20-4HS-1 COOLING CAPACITIES (Primary and Secondary Coil)					
CFM	EWT (°F)	ESP IN WC	GPM	ENTERING AIR TEMPERATURE (F)	
					80° D.B. / 67° W.B.
2005	42	0.50	8.75	TC	57259
				SC	42495
				WPD FT	3.9
			9.75	TC	61370
				SC	44439
				WPD FT	4.8
			10.8	TC	65267
				SC	46213
				WPD FT	5.8

These specifications are subject to change without notice.
Check www.multiaqua.com for the latest information.

MCFCW-20-4HS-1 COOLING CAPACITIES (Primary and Secondary Coil)					
CFM	EWT (°F)	ESP IN WC	GPM	ENTERING AIR TEMPERATURE (F)	
					80° D.B. / 67° W.B.
3200	45	0.00	8.75	TC	59994
				SC	53685
				WPD FT	4.0
			9.75	TC	64033
				SC	55639
				WPD FT	4.8
			10.8	TC	67626
				SC	57683
				WPD FT	5.8

MCFCW-20-4HS-1 COOLING CAPACITIES (Primary and Secondary Coil)					
CFM	EWT (°F)	ESP IN WC	GPM	ENTERING AIR TEMPERATURE (F)	
					80° D.B. / 67° W.B.
2850	45	0.10	8.75	TC	57592
				SC	49942
				WPD FT	4.0
			9.75	TC	61314
				SC	52020
				WPD FT	4.8
			10.8	TC	65074
				SC	53888
				WPD FT	5.8

MCFCW-20-4HS-1 COOLING CAPACITIES (Primary and Secondary Coil)					
CFM	EWT (°F)	ESP IN WC	GPM	ENTERING AIR TEMPERATURE (F)	
					80° D.B. / 67° W.B.
2588	45	0.20	8.75	TC	55475
				SC	47166
				WPD FT	3.9
			9.75	TC	59271
				SC	49146
				WPD FT	4.8
			10.8	TC	63274
				SC	50695
				WPD FT	5.8

These specifications are subject to change without notice.
Check www.multiaqua.com for the latest information.

MCFCW-20-4HS-1 COOLING CAPACITIES (Primary and Secondary Coil)					
CFM	EWT (°F)	ESP IN WC	GPM	ENTERING AIR TEMPERATURE (F)	
					80° D.B. / 67° W.B.
2493	45	0.30	8.75	TC	54792
				SC	46160
				WPD FT	3.9
			9.75	TC	58838
				SC	48082
				WPD FT	4.8
			10.8	TC	62412
				SC	49566
				WPD FT	5.8

MCFCW-20-4HS-1 COOLING CAPACITIES (Primary and Secondary Coil)					
CFM	EWT (°F)	ESP IN WC	GPM	ENTERING AIR TEMPERATURE (F)	
					80° D.B. / 67° W.B.
2290	45	0.40	8.75	TC	53179
				SC	43878
				WPD FT	3.9
			9.75	TC	57256
				SC	45502
				WPD FT	4.8
			10.8	TC	60416
				SC	47023
				WPD FT	5.8

MCFCW-20-4HS-1 COOLING CAPACITIES (Primary and Secondary Coil)					
CFM	EWT (°F)	ESP IN WC	GPM	ENTERING AIR TEMPERATURE (F)	
					80° D.B. / 67° W.B.
2005	45	0.50	8.75	TC	51121
				SC	40279
				WPD FT	3.9
			9.75	TC	54335
				SC	41796
				WPD FT	4.8
			10.8	TC	58010
				SC	43135
				WPD FT	5.8

These specifications are subject to change without notice.
Check www.multiaqua.com for the latest information.

MCFCW-20-4HS-1 Hot Water Performance Data

This heating performance data is at dry bulb temperature indicated / wet bulb temperature is 56 degrees F.

MCFCW-20-4HS-1 HOT WATER CAPACITIES (Primary Coil)											
ENTERING AIR (°F)	NOMINAL CFM	ESP "WC	GPM	WPD	ENTERING AIR TEMPERATURE (F)						
					100°	110°	120°	130°	140°	150°	160°
70	3200	0.00	8.75	4.6	63249	83011	102919	122947	143075	163282	183552
			9.75	5.6	65378	85855	106478	127223	148068	168994	189985
			10.8	6.8	67194	88277	109506	130857	152308	173839	195436
			11.8	8.0	68760	90362	112110	133978	155944	177992	200104

MCFCW-20-4HS-1 HOT WATER CAPACITIES (Primary Coil)											
ENTERING AIR (°F)	NOMINAL CFM	ESP "WC	GPM	WPD	ENTERING AIR TEMPERATURE (F)						
					100°	110°	120°	130°	140°	150°	160°
70	2850	0.10	8.75	4.6	60379	79178	98110	117153	136286	155494	174759
			9.75	5.6	62250	81672	101228	120895	140653	160485	180376
			10.8	6.8	63834	83783	103863	124054	144334	164688	185101
			11.8	8.0	65192	85588	106115	126749	147473	168268	189121

MCFCW-20-4HS-1 HOT WATER CAPACITIES (Primary Coil)											
ENTERING AIR (°F)	NOMINAL CFM	ESP "WC	GPM	WPD	ENTERING AIR TEMPERATURE (F)						
					100°	110°	120°	130°	140°	150°	160°
70	2588	0.20	8.75	4.6	57940	75921	94026	112234	130526	148886	167300
			9.75	5.6	59604	78138	96796	115554	134396	153306	172271
			10.8	6.8	61006	80003	99121	118339	137639	157006	176426
			11.8	8.0	62200	81590	101098	120703	140388	160139	179943

MCFCW-20-4HS-1 HOT WATER CAPACITIES (Primary Coil)											
ENTERING AIR (°F)	NOMINAL CFM	ESP "WC	GPM	WPD	ENTERING AIR TEMPERATURE (F)						
					100°	110°	120°	130°	140°	150°	160°
70	2493	0.30	8.75	4.6	56964	74626	92407	110288	128250	146279	164360
			9.75	5.6	58551	76739	95046	113450	131935	150486	169089
			10.8	6.8	59884	78512	97256	116096	135015	153998	173033
			11.8	8.0	61019	80018	99130	118337	137620	156967	176363

These specifications are subject to change without notice.
Check www.multiaqua.com for the latest information.

MCFCW-20-4HS-1 HOT WATER CAPACITIES (Primary Coil)											
ENTERING AIR (°F)	NOMINAL CFM	ESP "WC	GPM	WPD	ENTERING AIR TEMPERATURE (F)						
					100°	110°	120°	130°	140°	150°	160°
70	2290	0.40	8.75	4.6	54755	71686	88729	105863	123072	140342	157662
			9.75	5.6	56173	73572	91080	108678	126350	144083	161863
			10.8	6.8	57357	75145	93039	111021	129075	147187	165347
			11.8	8.0	58360	76475	94693	112996	131369	149799	168275

MCFCW-20-4HS-1 HOT WATER CAPACITIES (Primary Coil)											
ENTERING AIR (°F)	NOMINAL CFM	ESP "WC	GPM	WPD	ENTERING AIR TEMPERATURE (F)						
					100°	110°	120°	130°	140°	150°	160°
70	2005	0.50	8.75	4.6	51316	67096	82973	98930	114953	131029	147148
			9.75	5.6	52486	68650	84908	101243	117642	134093	150586
			10.8	6.8	53456	69935	86505	103150	119856	136612	153409
			11.8	8.0	54271	71013	87843	104745	121706	138715	155763

MCFCW-20-4HS-1 HOT WATER CAPACITIES (Secondary Coil)											
ENTERING AIR (°F)	NOMINAL CFM	ESP "WC	GPM	WPD	ENTERING AIR TEMPERATURE (F)						
					100°	110°	120°	130°	140°	150°	160°
70	3200	0.00	8.75	11.2	30898	39682	48538	57454	66421	75430	84472
			9.75	13.8	31454	40417	49450	58540	67679	76857	86068
			10.8	16.6	31929	41043	50225	59462	68745	78066	87419
			11.8	19.6	32337	41582	50891	60254	69661	79104	88577

MCFCW-20-4HS-1 HOT WATER CAPACITIES (Secondary Coil)											
ENTERING AIR (°F)	NOMINAL CFM	ESP "WC	GPM	WPD	ENTERING AIR TEMPERATURE (F)						
					100°	110°	120°	130°	140°	150°	160°
70	2850	0.10	8.75	11.2	29773	38190	46673	55212	63797	72420	81074
			9.75	13.8	30283	38864	47508	56205	64947	73724	82532
			10.8	16.6	30717	39436	48216	57046	65920	74827	83764
			11.8	19.6	31090	39928	48824	57769	66754	75773	84819

MCFCW-20-4HS-1 HOT WATER CAPACITIES (Secondary Coil)											
ENTERING AIR (°F)	NOMINAL CFM	ESP "WC	GPM	WPD	ENTERING AIR TEMPERATURE (F)						
					100°	110°	120°	130°	140°	150°	160°
70	2588	0.20	8.75	11.2	28831	36945	45120	53347	61616	69921	78255
			9.75	13.8	29304	37569	45893	54266	62680	71128	79603
			10.8	16.6	29706	38099	46548	55044	63580	72148	80742
			11.8	19.6	30052	38554	47110	55712	64351	73021	81716

MCFCW-20-4HS-1 HOT WATER CAPACITIES (Secondary Coil)											
ENTERING AIR (°F)	NOMINAL CFM	ESP "WC	GPM	WPD	ENTERING AIR TEMPERATURE (F)						
					100°	110°	120°	130°	140°	150°	160°
70	2493	0.30	8.75	11.2	28446	36442	44499	52605	60753	68935	77146
			9.75	13.8	28905	37048	45249	53497	61785	70106	78453
			10.8	16.6	29295	37562	45884	54252	62657	71094	79556
			11.8	19.6	29630	38003	46429	54898	63404	71940	80500

MCFCW-20-4HS-1 HOT WATER CAPACITIES (Secondary Coil)											
ENTERING AIR (°F)	NOMINAL CFM	ESP "WC	GPM	WPD	ENTERING AIR TEMPERATURE (F)						
					100°	110°	120°	130°	140°	150°	160°
70	2290	0.40	8.75	11.2	27595	35327	43115	50949	58823	66728	74660
			9.75	13.8	28023	35892	43814	51781	59785	67819	75878
			10.8	16.6	28387	36370	44406	52483	60596	68738	76904
			11.8	19.6	28699	36781	44913	53085	61291	69525	77781

MCFCW-20-4HS-1 HOT WATER CAPACITIES (Secondary Coil)											
ENTERING AIR (°F)	NOMINAL CFM	ESP "WC	GPM	WPD	ENTERING AIR TEMPERATURE (F)						
					100°	110°	120°	130°	140°	150°	160°
70	2005	0.50	8.75	11.2	26316	33638	41011	48425	55874	63352	70853
			9.75	13.8	26699	34143	41635	49167	56732	64324	71938
			10.8	16.6	27023	34570	42162	49793	57455	65142	72851
			11.8	19.6	27301	34936	42614	50328	58073	65841	73630

MCFCW-20-4HS-1 HOT WATER CAPACITIES (Primary and Secondary)											
ENTERING AIR (°F)	NOMINAL CFM	ESP "WC	GPM	WPD	ENTERING AIR TEMPERATURE (F)						
					100°	110°	120°	130°	140°	150°	160°
70	3200	0.0	8.75	3.7	67784	89085	110542	132127	153817	175592	197433
			9.75	4.5	70243	92373	114661	137080	159607	182221	204904
			10.8	5.5	72340	95172	118163	141286	164518	187837	211227
			11.8	6.5	74144	97576	121167	144890	168722	192641	216630

MCFCW-20-4HS-1 HOT WATER CAPACITIES (Primary and Secondary)											
ENTERING AIR (°F)	NOMINAL CFM	ESP "WC	GPM	WPD	ENTERING AIR TEMPERATURE (F)						
					100°	110°	120°	130°	140°	150°	160°
70	2850	0.10	8.75	3.7	64639	84883	105270	125776	146379	167060	187803
			9.75	4.5	66782	87744	108850	130075	151399	172803	194269
			10.8	5.5	68593	90157	111866	133693	155618	177623	199692
			11.8	6.5	70139	92215	114434	136769	159202	181713	204288

MCFCW-20-4HS-1 HOT WATER CAPACITIES (Primary and Secondary)											
ENTERING AIR (°F)	NOMINAL CFM	ESP "WC	GPM	WPD	ENTERING AIR TEMPERATURE (F)						
					100°	110°	120°	130°	140°	150°	160°
70	2588	0.20	8.75	3.7	61952	81295	100771	120356	140031	159779	179585
			9.75	4.5	63843	83816	103921	124136	144441	164819	185255
			10.8	5.5	65429	85927	106556	127292	148118	169016	189972
			11.8	6.5	66774	87715	108783	129958	151220	172552	193942

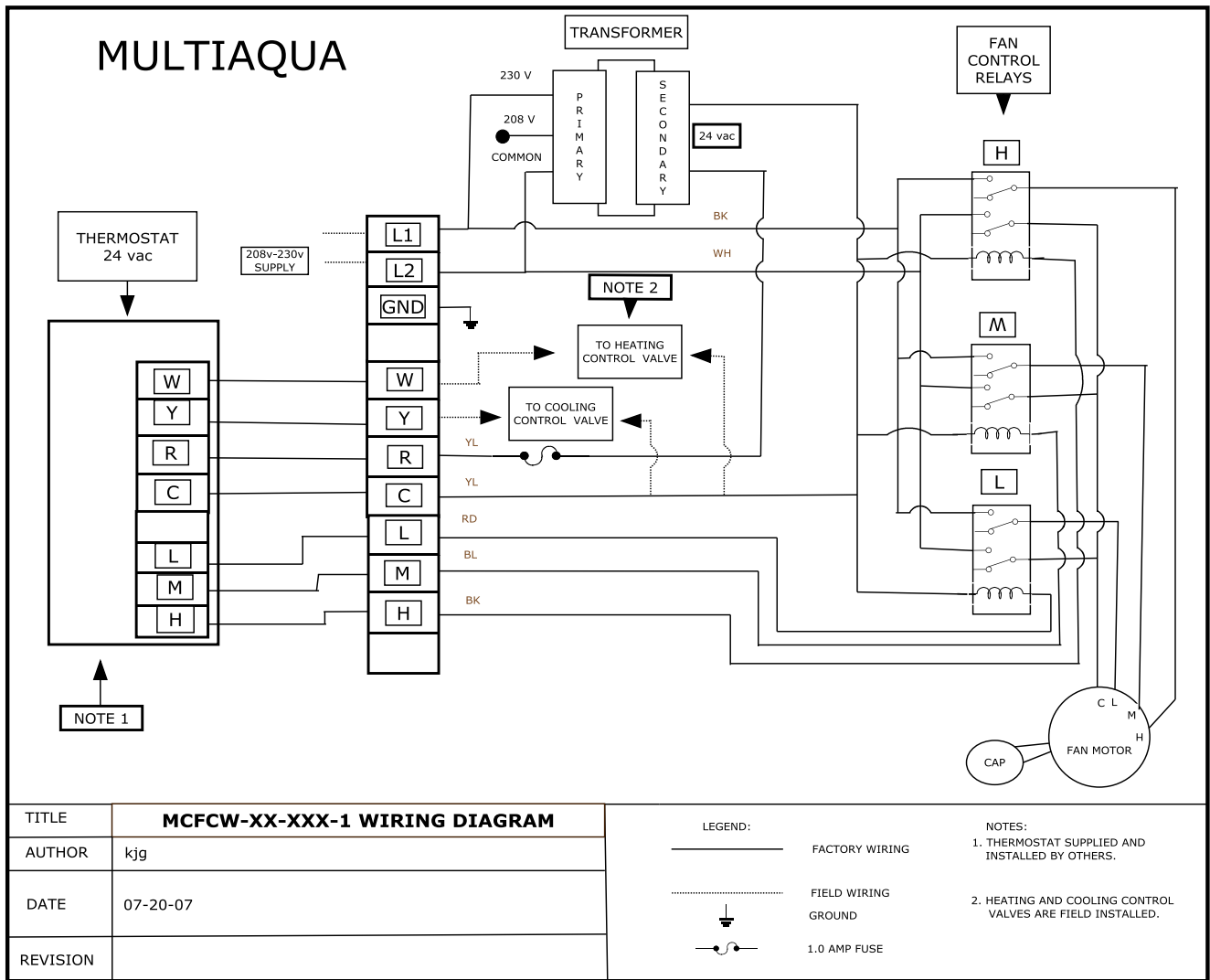
MCFCW-20-4HS-1 HOT WATER CAPACITIES (Primary and Secondary)											
ENTERING AIR (°F)	NOMINAL CFM	ESP "WC	GPM	WPD	ENTERING AIR TEMPERATURE (F)						
					100°	110°	120°	130°	140°	150°	160°
70	2493	0.30	8.75	3.7	60877	79866	98983	118207	137518	156900	176337
			9.75	4.5	62673	82259	101973	121793	141699	161676	181710
			10.8	5.5	64175	84258	104466	124778	145175	165642	186165
			11.8	6.5	65446	85946	106568	127292	148299	168975	189905

MCFCW-20-4HS-1 HOT WATER CAPACITIES (Primary and Secondary)											
ENTERING AIR (°F)	NOMINAL CFM	ESP "WC	GPM	WPD	ENTERING AIR TEMPERATURE (F)						
					100°	110°	120°	130°	140°	150°	160°
70	2290	0.40	8.75	3.7	58434	76613	94910	113305	131781	150322	168916
			9.75	4.5	60023	78728	97549	116467	135464	154526	173639
			10.8	5.5	61343	80481	99733	119079	138503	157990	177527
			11.8	6.5	62453	81953	101563	121265	141043	160882	180770

MCFCW-20-4HS-1 HOT WATER CAPACITIES (Primary and Secondary)											
ENTERING AIR (°F)	NOMINAL CFM	ESP "WC	GPM	WPD	ENTERING AIR TEMPERATURE (F)						
					100°	110°	120°	130°	140°	150°	160°
70	2005	0.50	8.75	3.7	54614	71510	88509	105593	122748	139959	157216
			9.75	4.5	55903	73221	90639	108141	125710	143335	161004
			10.8	5.5	56921	74623	92382	110221	128126	146084	164085
			11.8	6.5	57842	75788	93828	111944	130123	148354	166626

These specifications are subject to change without notice.
Check www.multiaqua.com for the latest information.

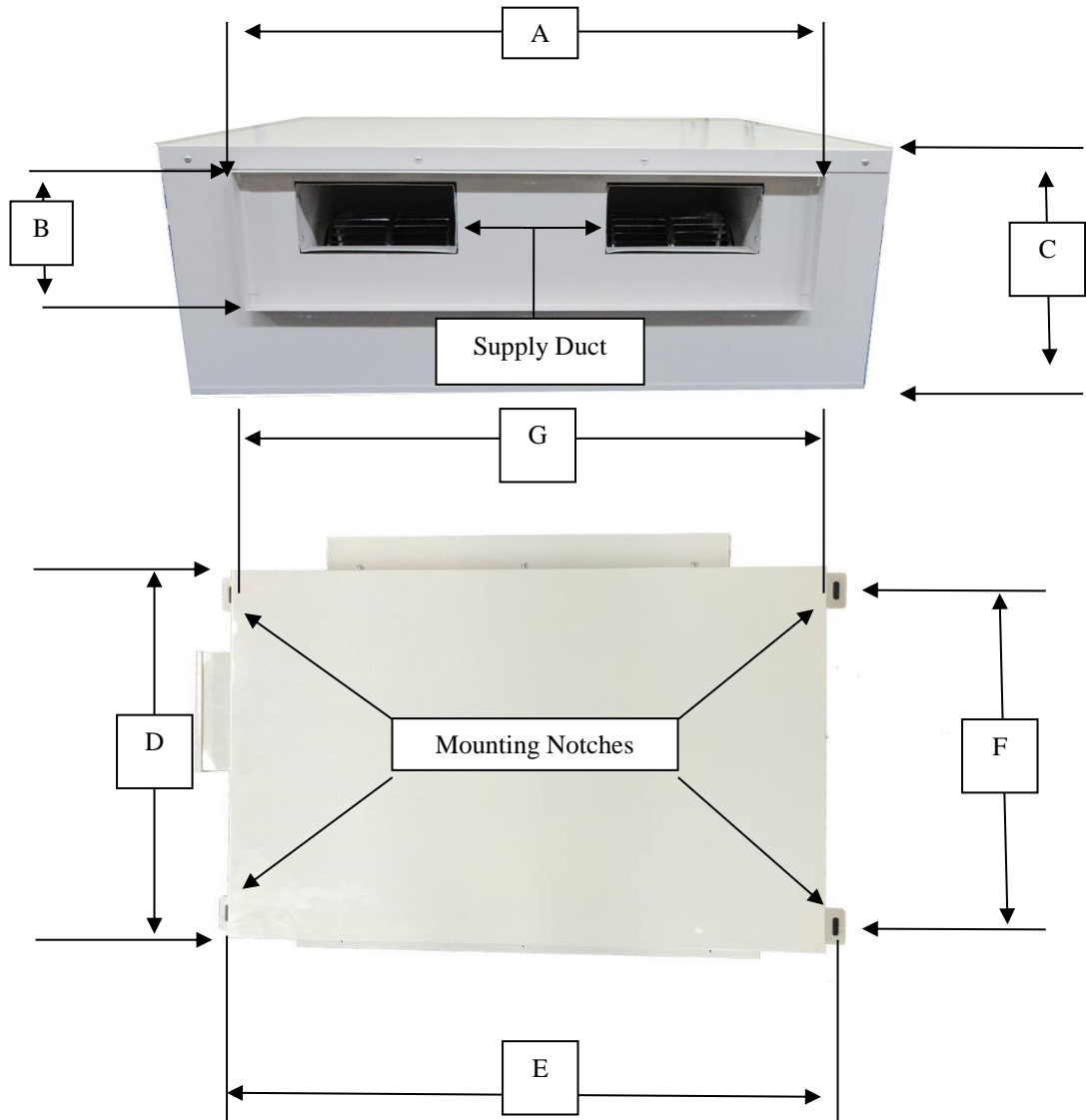
MCFCW-20-4HS-1 Wiring Diagram




These specifications are subject to change without notice.
Check www.multiaqua.com for the latest information.

MCFCW-20-4HS-1 Dimensional Drawing

FAN COIL DIMENSIONS (in.)									
Fan Coil Model Number	A	B	C	D	E	F	G	H	I
MCFCW-20-4HS-01	33.00	12.00	14.17	31.58	66.93	27.00	69.00	61.00	16.00



*These specifications are subject to change without notice.
Check www.multiaqua.com for the latest information.*



*These specifications are subject to change without notice.
Check www.multiaqua.com for the latest information.*

