



MCFCW-04-4LS-1 (4-Pipe) Low Static Chilled/Hot Water Ceiling Concealed Cased Fan Coil 208/230V

4-Pipe Heating & Cooling Fan Coil 12,000 BTUH

*These specifications are subject to change without notice.
Check www.multiaqua.com for the latest information.*

HVAC Guide Specifications

Chilled and Hot Water Fan Coil Low Static

4-Pipe

Nominal Size:

12,000 BTUH

MultiAqua Model Number:

MCFCW-04-4LS-1

Part 1-General

1.01 System Description

MultiAqua Chilled Water Fan Coils are manufactured with heavy gauge galvanized steel to resist corrosion.

1.02 Quality Assurance

- A. Certified in accordance with U.L. Standard 95, latest version (U.S.A.)
- B. Manufactured in a facility registered to ISO 9002, Manufacturing Quality Standard.
- C. Fully load tested at the factory.
- D. Damage resistant packaging.

1.03 Delivery, Storage and Handling

- A. Packaged and readied for shipment from the factory.
- B. Controls shall be capable of withstanding 150°F storage temperatures in the control compartment.
- C. Stored and handled per manufacturer's recommendations.

Part 2-Product

2.01 Equipment

A. General:

- 1. Unit shall be a factory assembled and tested chilled and hot water fan coil.
- 2. Shall be assembled with heavy gauge galvanized steel.
 - 3. Contained with the unit shall be all factory wiring, piping, associated controls and special accessories required prior to start up. Filters are not included with the fan coil.
 - 4. A filter rack is built into the return of each fan coil.

B. Unit Cabinet:

- 1. Composed of heavy gauge galvanized steel casing with a baked polyester powder.
- 2. Shall be internally insulated to ensure quiet operation.

C. Fan Motors:

- 1. Shall be available in 208/230-1-50/60 VAC.
- 2. Fan motors shall be three speed, direct drive, and PSC type.
- 3. Totally enclosed.
- 4. Internal overload protected.

D. Blower Wheels:

- 1. Blower wheels are forward curved and dynamically balanced.

E. External Static Pressure

- 1. Unit shall be rated for a max external static pressure of .3" WG.

F. Water Coil:

- 1. Manufactured with water coils containing 3/8 copper tubing mechanically bonded to aluminum fins.
- 2. Contain both a manual water/ air bleed port per coil.
- 3. Coils have a max operating pressure of 150 PSI.
- . Maximum liquid solution temperature is 180 degrees F.

G. Drain Pan:

1. All drain pans shall be coated on both the interior and exterior with baked polyester powder to resist corrosion.
2. The exterior of all drain pans shall be insulated with closed cell insulation to prevent condensation.
3. Pans shall contain sloped drain connection as well as a sloped secondary drain connection.
4. Field supplied and installed P-Traps are required.

Part 3-Controls and Safeties**3.01 Controls**

- A. Fan coils shall be completely factory wired and tested.
- B. All components shall be wired to an internal terminal block to allow for a field installed 24 vac thermostat and or fan speed control.
- C. Controls shall include the following components.
 1. 24vac transformer.
 2. Three fan relays.
 3. Optional thermostats.

3.02 Safeties:

- A. Fan coil shall contain a non-reusable fuse on the secondary voltage side of the transformer.

Part 4-Operating Characteristics:**4.01 Electrical Requirements**

- A. Primary electrical power supply shall enter the unit at a single location.
- B. Electrical power supply shall be rated to withstand 120°F operating ambient temperatures.
- C. Control and high voltage points shall be accessed through terminal block.

Part 6- Definitions:**6.01 Abbreviations**

- A. CFM = Cubic Feet per Minute
- B. DB = Dry Bulb Temperature
- C. EWT = Entering Water Temperature
- D. GPM = US Gallons Per Minute
- E. MBH = BTU X 1000
- F. SC = Sensible Cooling
- G. TC = Total Cooling = Sensible + Latent
- H. WB = Wet Bulb Temperature
- I. WPD = Water Pressure Drop in feet of head
- J. dB = Decibel Level
- K. M = Meter
- L. In = Inches
- M. FPI = Fins per Inch
- N. OD = Outside Diameter
- O. ID = Inside Diameter
- P. MCA = Minimum Circuit Amps
- Q. MOP = Maximum Over current Protection
- R. LBS = Pounds U.S.

6.02 Measurements

- A. All measurements with regard to length, width, and height shall be in inches.

MCFCW-04-4LS-1 Product Specifications

Physical Data										
Model Number	Height (in)	Length (in)	Depth (in)	Weight (lbs.)	Primary Rows FPI	Secondary Rows FPI	Copper Diameter O.D(in)	Water Inlet O.D (in)	Water Outlet (in)	Drain (in)
MCFCW-04-4LS-1	12.25	37.25	27.75	95	2-14	1-14	3/8	5/8	5/8	3/4

Electrical Data						
Model Number	Nominal CFM	Volts/ Phase/ Hertz	Fan Motor HP	Full Load Ampacity	Fuse or HACR Circuit Breaker Per Circuit	
					MCA	MOP
MCFCW-04-4LS-1	400	208/230-1-50/60	1/15	1.01	1.27	5

MCFCW-04-4LS-1 Chilled Water Performance Data

MCFCW-04-4LS-1 COOLING CAPACITIES (Primary Coil Only)					
CFM	EWT (°F)	ESP IN WC	GPM	ENTERING AIR TEMPERATURE (F)	
					80° D.B. / 67° W.B.
1100	42	0.00	1.50	TC	13884
				SC	12624
				WPD FT	4.6
			2.50	TC	18171
				SC	15278
				WPD FT	11.9
			3.00	TC	19874
				SC	16066
				WPD FT	16.6

MCFCW-04-4LS-1 COOLING CAPACITIES (Primary Coil Only)					
CFM	EWT (°F)	ESP IN WC	GPM	ENTERING AIR TEMPERATURE (F)	
					80° D.B. / 67° W.B.
903	42	0.10	1.50	TC	13147
				SC	11666
				WPD FT	4.6
			2.50	TC	17206
				SC	13867
				WPD FT	11.9
			3.00	TC	18808
				SC	14565
				WPD FT	16.7

MCFCW-04-4LS-1 COOLING CAPACITIES (Primary Coil Only)					
CFM	EWT (°F)	ESP IN WC	GPM	ENTERING AIR TEMPERATURE (F)	
					80° D.B. / 67° W.B.
790	42	0.20	1.50	TC	12666
				SC	10989
				WPD FT	4.6
			2.50	TC	16563
				SC	12963
				WPD FT	11.9
			3.00	TC	18063
				SC	13601
				WPD FT	16.7

These specifications are subject to change without notice.
Check www.multiaqua.com for the latest information.

MCFCW-04-4LS-1 COOLING CAPACITIES (Primary Coil Only)					
CFM	EWT (°F)	ESP IN WC	GPM	ENTERING AIR TEMPERATURE (F)	
					80° D.B. / 67° W.B.
466	42	0.30	1.50	TC	11101
				SC	8723
				WPD FT	4.7
			2.50	TC	14139
				SC	10032
				WPD FT	12
			3.00	TC	15218
				SC	10474
				WPD FT	16.8

MCFCW-04-4LS-1 COOLING CAPACITIES (Primary Coil Only)					
CFM	EWT (°F)	ESP IN WC	GPM	ENTERING AIR TEMPERATURE (F)	
					80° D.B. / 67° W.B.
1100	45	0.00	1.50	TC	12700
				SC	11902
				WPD FT	4.6
			2.50	TC	16406
				SC	14473
				WPD FT	11.9
			3.00	TC	17729
				SC	15206
				WPD FT	16.6

MCFCW-04-4LS-1 COOLING CAPACITIES (Primary Coil Only)					
CFM	EWT (°F)	ESP IN WC	GPM	ENTERING AIR TEMPERATURE (F)	
					80° D.B. / 67° W.B.
903	45	0.10	1.50	TC	11974
				SC	10994
				WPD FT	4.6
			2.50	TC	15387
				SC	13125
				WPD FT	11.9
			3.00	TC	16686
				SC	13744
				WPD FT	16.6

These specifications are subject to change without notice.
Check www.multiaqua.com for the latest information.

MCFCW-04-4LS-1 COOLING CAPACITIES					
(Primary Coil Only)					
CFM	EWT (°F)	ESP IN WC	GPM	ENTERING AIR TEMPERATURE (F)	
					80° D.B. / 67° W.B.
790	45	0.20	1.50	TC	11490
				SC	10400
				WPD FT	4.6
			2.50	TC	14768
				SC	12244
				WPD FT	11.9
			3.00	TC	16030
				SC	12809
				WPD FT	16.6

MCFCW-04-4LS-1 COOLING CAPACITIES					
(Primary Coil Only)					
CFM	EWT (°F)	ESP IN WC	GPM	ENTERING AIR TEMPERATURE (F)	
					80° D.B. / 67° W.B.
466	45	0.30	1.50	TC	9953
				SC	8254
				WPD FT	4.6
			2.50	TC	12614
				SC	9415
				WPD FT	11.9
			3.00	TC	13498
				SC	9789
				WPD FT	16.6

MCFCW-04-4LS-1 COOLING CAPACITIES					
(Secondary Coil Only)					
CFM	EWT (°F)	ESP IN WC	GPM	ENTERING AIR TEMPERATURE (F)	
					80° D.B. / 67° W.B.
1100	42	0.00	1.50	TC	8158
				SC	7953
				WPD FT	2.7
			2.50	TC	10655
				SC	9349
				WPD FT	7.1
			3.00	TC	11666
				SC	9721
				WPD FT	10

These specifications are subject to change without notice.
 Check www.multiaqua.com for the latest information.

MCFCW-04-4LS-1 COOLING CAPACITIES (Secondary Coil Only)					
CFM	EWT (°F)	ESP IN WC	GPM	ENTERING AIR TEMPERATURE (F)	
					80° D.B. / 67° W.B.
903	42	0.10	1.50	TC	7799
				SC	7420
				WPD FT	2.7
			2.50	TC	10229
				SC	8547
				WPD FT	7.1
			3.00	TC	11244
				SC	8927
				WPD FT	10

MCFCW-04-4LS-1 COOLING CAPACITIES (Secondary Coil Only)					
CFM	EWT (°F)	ESP IN WC	GPM	ENTERING AIR TEMPERATURE (F)	
					80° D.B. / 67° W.B.
790	42	0.20	1.50	TC	7520
				SC	7026
				WPD FT	2.7
			2.50	TC	9913
				SC	8066
				WPD FT	7.1
			3.00	TC	10912
				SC	8423
				WPD FT	10

MCFCW-04-4LS-1 COOLING CAPACITIES (Secondary Coil Only)					
CFM	EWT (°F)	ESP IN WC	GPM	ENTERING AIR TEMPERATURE (F)	
					80° D.B. / 67° W.B.
466	42	0.30	1.50	TC	6863
				SC	5761
				WPD FT	2.7
			2.50	TC	8979
				SC	6551
				WPD FT	7.1
			3.00	TC	9663
				SC	6818
				WPD FT	10

MCFCW-04-4LS-1 COOLING CAPACITIES (Secondary Coil Only)					
CFM	EWT (°F)	ESP IN WC	GPM	ENTERING AIR TEMPERATURE (F)	
					80° D.B. / 67° W.B.
1100	45	0.00	1.50	TC	7526
				SC	7452
				WPD FT	2.7
			2.50	TC	9459
				SC	8896
				WPD FT	7.1
			3.00	TC	10249
				SC	9267
				WPD FT	10

MCFCW-04-4LS-1 COOLING CAPACITIES (Secondary Coil Only)					
CFM	EWT (°F)	ESP IN WC	GPM	ENTERING AIR TEMPERATURE (F)	
					80° D.B. / 67° W.B.
903	45	0.10	1.50	TC	7098
				SC	7001
				WPD FT	2.7
			2.50	TC	9012
				SC	8144
				WPD FT	7.1
			3.00	TC	9791
				SC	8450
				WPD FT	10

MCFCW-04-4LS-1 COOLING CAPACITIES (Secondary Coil Only)					
CFM	EWT (°F)	ESP IN WC	GPM	ENTERING AIR TEMPERATURE (F)	
					80° D.B. / 67° W.B.
790	45	0.20	1.50	TC	6870
				SC	6629
				WPD FT	2.7
			2.50	TC	8760
				SC	7645
				WPD FT	7.1
			3.00	TC	9541
				SC	7957
				WPD FT	10

These specifications are subject to change without notice.
Check www.multiaqua.com for the latest information.

MCFCW-04-4LS-1 COOLING CAPACITIES (Secondary Coil Only)					
CFM	EWT (°F)	ESP IN WC	GPM	ENTERING AIR TEMPERATURE (F)	
					80° D.B. / 67° W.B.
466	45	0.30	1.50	TC	6122
				SC	5492
				WPD FT	2.7
			2.50	TC	7936
				SC	6172
				WPD FT	7.1
			3.00	TC	8546
				SC	6406
				WPD FT	10

MCFCW-04-4LS-1 COOLING CAPACITIES (Primary and Secondary Coil)					
CFM	EWT (°F)	ESP IN WC	GPM	ENTERING AIR TEMPERATURE (F)	
					80° D.B. / 67° W.B.
1100	42	0.00	1.50	TC	15149
				SC	13621
				WPD FT	1.1
			2.50	TC	20339
				SC	17307
				WPD FT	3.2
			3.00	TC	22397
				SC	18484
				WPD FT	4.5

MCFCW-04-4LS-1 COOLING CAPACITIES (Primary and Secondary Coil)					
CFM	EWT (°F)	ESP IN WC	GPM	ENTERING AIR TEMPERATURE (F)	
					80° D.B. / 67° W.B.
903	42	0.10	1.50	TC	14394
				SC	12690
				WPD FT	1.1
			2.50	TC	19181
				SC	15745
				WPD FT	3.2
			3.00	TC	21112
				SC	16756
				WPD FT	4.5

These specifications are subject to change without notice.
Check www.multiaqua.com for the latest information.

MCFCW-04-4LS-1 COOLING CAPACITIES (Primary and Secondary Coil)					
CFM	EWT (°F)	ESP IN WC	GPM	ENTERING AIR TEMPERATURE (F)	
					80° D.B. / 67° W.B.
790	42	0.20	1.50	TC	13868
				SC	12050
				WPD FT	1.1
			2.50	TC	18455
				SC	14730
				WPD FT	3.2
			3.00	TC	20239
				SC	15614
				WPD FT	4.5

MCFCW-04-4LS-1 COOLING CAPACITIES (Primary and Secondary Coil)					
CFM	EWT (°F)	ESP IN WC	GPM	ENTERING AIR TEMPERATURE (F)	
					80° D.B. / 67° W.B.
466	42	0.30	1.50	TC	12117
				SC	9604
				WPD FT	1.1
			2.50	TC	15673
				SC	11279
				WPD FT	3.2
			3.00	TC	16965
				SC	11852
				WPD FT	4.5

MCFCW-04-4LS-1 COOLING CAPACITIES (Primary and Secondary Coil)					
CFM	EWT (°F)	ESP IN WC	GPM	ENTERING AIR TEMPERATURE (F)	
					80° D.B. / 67° W.B.
1100	45	0.00	1.50	TC	13942
				SC	12881
				WPD FT	1.1
			2.50	TC	18568
				SC	16449
				WPD FT	3.2
			3.00	TC	20337
				SC	17566
				WPD FT	4.5

These specifications are subject to change without notice.
Check www.multiaqua.com for the latest information.

MCFCW-04-4LS-1 COOLING CAPACITIES					
(Primary and Secondary Coil)					
CFM	EWT (°F)	ESP IN WC	GPM	ENTERING AIR TEMPERATURE (F)	
					80° D.B. / 67° W.B.
903	45	0.10	1.50	TC	13211
				SC	12016
				WPD FT	1.1
			2.50	TC	17422
				SC	14960
				WPD FT	3.2
			3.00	TC	19041
				SC	15884
				WPD FT	4.5

MCFCW-04-4LS-1 COOLING CAPACITIES					
(Primary and Secondary Coil)					
CFM	EWT (°F)	ESP IN WC	GPM	ENTERING AIR TEMPERATURE (F)	
					80° D.B. / 67° W.B.
790	45	0.20	1.50	TC	12704
				SC	11399
				WPD FT	1.1
			2.50	TC	16680
				SC	13970
				WPD FT	3.2
			3.00	TC	18235
				SC	14780
				WPD FT	4.5

MCFCW-04-4LS-1 COOLING CAPACITIES					
(Primary and Secondary Coil)					
CFM	EWT (°F)	ESP IN WC	GPM	ENTERING AIR TEMPERATURE (F)	
					80° D.B. / 67° W.B.
466	45	0.30	1.50	TC	10985
				SC	9112
				WPD FT	1.1
			2.50	TC	14047
				SC	10607
				WPD FT	3.2
			3.00	TC	15183
				SC	11116
				WPD FT	4.5

These specifications are subject to change without notice.
Check www.multiaqua.com for the latest information.

MCFCW-04-4LS-1 Hot Water Performance Data

This heating performance data is at dry bulb temperature indicated / wet bulb temperature is 56 degrees F.

MCFCW-04-4LS-1 HOT WATER CAPACITIES (Primary Coil)											
ENTERING AIR (°F)	NOMINAL CFM	ESP "WC	GPM	WPD	ENTERING WATER TEMPERATURE (F)						
					100°	110°	120°	130°	140°	150°	160°
70	1100	0.00	1.5	4.3	12839	16917	21022	25149	29294	33453	37623
			2.5	10.8	15456	20417	25409	30426	35464	40519	45587
			3.0	15.2	16275	21508	26772	32062	27372	42699	48040
			3.75	22.9	17176	22708	28269	33855	39460	45082	50716

MCFCW-04-4LS-1 HOT WATER CAPACITIES (Primary Coil)											
ENTERING AIR (°F)	NOMINAL CFM	ESP "WC	GPM	WPD	ENTERING WATER TEMPERATURE (F)						
					100°	110°	120°	130°	140°	150°	160°
70	903	0.10	1.5	4.3	12051	15870	19713	23576	27455	31347	35248
			2.5	10.8	14273	18838	23430	28043	32674	37320	41977
			3.0	15.2	17951	19740	24556	29393	34248	39117	43996
			3.75	22.9	15688	20721	25778	30856	35949	41057	46174

MCFCW-04-4LS-1 HOT WATER CAPACITIES (Primary Coil)											
ENTERING AIR (°F)	NOMINAL CFM	ESP "WC	GPM	WPD	ENTERING WATER TEMPERATURE (F)						
					100°	110°	120°	130°	140°	150°	160°
70	790	0.20	1.5	4.3	11490	15127	18787	22465	26158	29863	33577
			2.5	10.8	13460	17757	22078	26418	30773	35142	39520
			3.0	15.2	14051	18543	23057	27591	32140	36702	41273
			3.75	22.9	14686	19387	24109	28848	33602	38367	43142

MCFCW-04-4LS-1 HOT WATER CAPACITIES (Primary Coil)											
ENTERING AIR (°F)	NOMINAL CFM	ESP "WC	GPM	WPD	ENTERING WATER TEMPERATURE (F)						
					100°	110°	120°	130°	140°	150°	160°
70	466	0.30	1.5	4.3	9009	11917	14839	17774	20719	23672	26631
			2.5	10.8	10131	13409	16701	20004	23316	26635	29960
			3.0	15.2	10443	13822	17214	20616	24027	27444	30867
			3.75	22.9	10770	14255	17751	21257	24770	28289	31812

MCFCW-04-4HS-1 Hot Water Performance Data

This heating performance data is at dry bulb temperature indicated / wet bulb temperature is 56 degrees F.

MCFCW-04-4LS-1 HOT WATER CAPACITIES (Secondary Coil)											
ENTERING AIR (°F)	NOMINAL CFM	ESP "WC	GPM	WPD	ENTERING WATER TEMPERATURE (F)						
					100°	110°	120°	130°	140°	150°	160°
70	1100	0.00	1.5	2.5	8741	11461	14213	16991	19791	22611	25446
			2.5	6.5	10060	13217	16405	19617	22851	26102	29368
			3.0	9.2	10463	13752	17069	20410	23771	27149	30540
			3.75	13.9	10908	14340	17798	21278	24776	28289	31815

MCFCW-04-4LS-1 HOT WATER CAPACITIES (Secondary Coil)											
ENTERING AIR (°F)	NOMINAL CFM	ESP "WC	GPM	WPD	ENTERING WATER TEMPERATURE (F)						
					100°	110°	120°	130°	140°	150°	160°
70	903	0.10	1.5	2.5	8252	10811	13399	16010	18641	21288	23950
			2.5	6.5	9400	12338	15302	18288	21291	24310	27342
			3.0	9.2	9747	12798	15872	18968	22080	25206	28345
			3.75	13.9	10128	13300	16494	19707	22936	26177	29429

MCFCW-04-4LS-1 HOT WATER CAPACITIES (Secondary Coil)											
ENTERING AIR (°F)	NOMINAL CFM	ESP "WC	GPM	WPD	ENTERING WATER TEMPERATURE (F)						
					100°	110°	120°	130°	140°	150°	160°
70	790	0.20	1.5	2.5	7906	10355	12830	15326	17841	20371	22914
			2.5	6.5	8945	11735	14548	17381	20231	23094	25968
			3.0	9.2	9257	12147	15060	17991	20937	23896	26865
			3.75	13.9	9597	12596	15615	18650	21700	24761	27831

MCFCW-04-4LS-1 HOT WATER CAPACITIES (Secondary Coil)											
ENTERING AIR (°F)	NOMINAL CFM	ESP "WC	GPM	WPD	ENTERING WATER TEMPERATURE (F)						
					100°	110°	120°	130°	140°	150°	160°
70	466	0.30	1.5	2.5	6269	8268	10284	12315	14358	16411	18473
			2.5	6.5	6931	9143	11371	13611	15861	18119	20385
			3.0	9.2	7123	9397	11685	13983	16292	18607	20930
			3.75	13.9	7329	9668	12019	14381	16750	19126	21508

*These specifications are subject to change without notice.
Check www.multiaqua.com for the latest information.*

MCFCW-04-4LS-1 Hot Water Performance Data

This heating performance data is at dry bulb temperature indicated / wet bulb temperature is 56 degrees F.

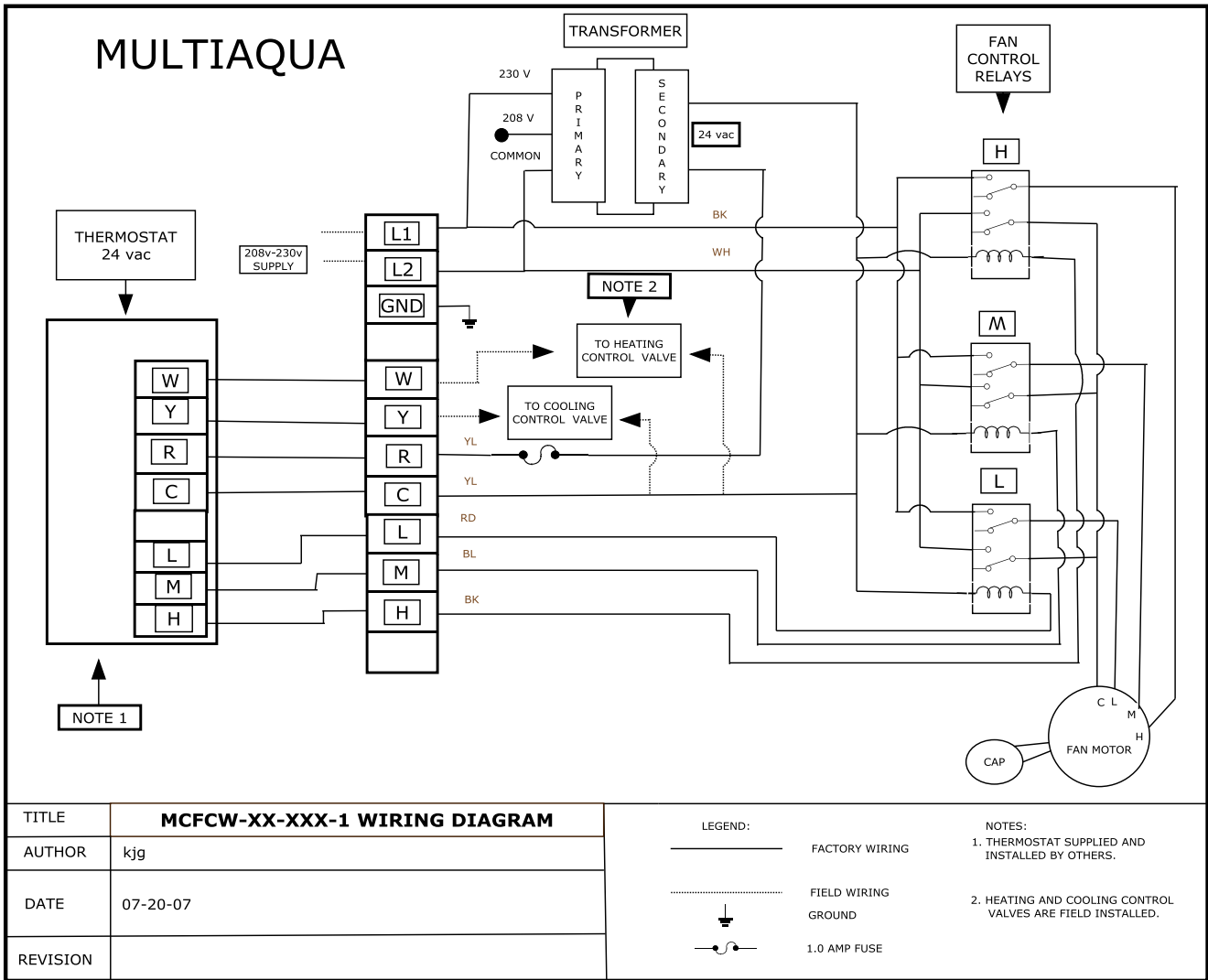
MCFCW-04-4LS-1 HOT WATER CAPACITIES (Primary and Secondary)											
ENTERING AIR (°F)	NOMINAL CFM	ESP "WC	GPM	WPD	ENTERING WATER TEMPERATURE (F)						
					100°	110°	120°	130°	140°	150°	160°
70	1100	0.0	1.5	1.1	14076	18760	23554	28220	32912	34624	42351
			2.5	3.0	17871	23678	29531	35424	41091	47300	53273
			3.0	4.2	19037	25236	31483	37770	44091	50438	56808
			3.75	6.3	20341	26975	33657	40378	47132	53914	60717

MCFCW-04-4LS-1 HOT WATER CAPACITIES (Primary and Secondary)											
ENTERING AIR (°F)	NOMINAL CFM	ESP "WC	GPM	WPD	ENTERING WATER TEMPERATURE (F)						
					100°	110°	120°	130°	140°	150°	160°
70	903	0.10	1.5	1.1	13289	17700	22187	26578	30991	35424	39871
			2.5	3.0	16519	21870	27261	32686	38139	43615	49110
			3.0	4.2	17474	23144	28854	34598	40371	46166	51981
			3.75	6.3	185253	24540	30596	36685	42801	48939	55095

MCFCW-04-4LS-1 HOT WATER CAPACITIES (Primary and Secondary)											
ENTERING AIR (°F)	NOMINAL CFM	ESP "WC	GPM	WPD	ENTERING WATER TEMPERATURE (F)						
					100°	110°	120°	130°	140°	150°	160°
70	790	0.20	1.5	1.1	12714	16927	21196	25387	29600	33831	38075
			2.5	3.0	15575	20610	25682	30784	35911	41058	4622
			3.0	4.2	16398	21706	27050	32424	37823	43242	48678
			3.75	6.3	17289	22891	28526	34191	39878	45585	51307

MCFCW-04-4LS-1 HOT WATER CAPACITIES (Primary and Secondary)											
ENTERING AIR (°F)	NOMINAL CFM	ESP "WC	GPM	WPD	ENTERING WATER TEMPERATURE (F)						
					100°	110°	120°	130°	140°	150°	160°
70	466	0.30	1.5	1.1	10070	13449	16827	20183	263554	26937	30330
			2.5	3.0	11635	15432	19250	23086	26935	30796	34666
			3.0	4.2	12035	15962	19908	23870	27845	31831	35825
			3.75	6.3	12440	16496	20570	24657	28756	32864	36980

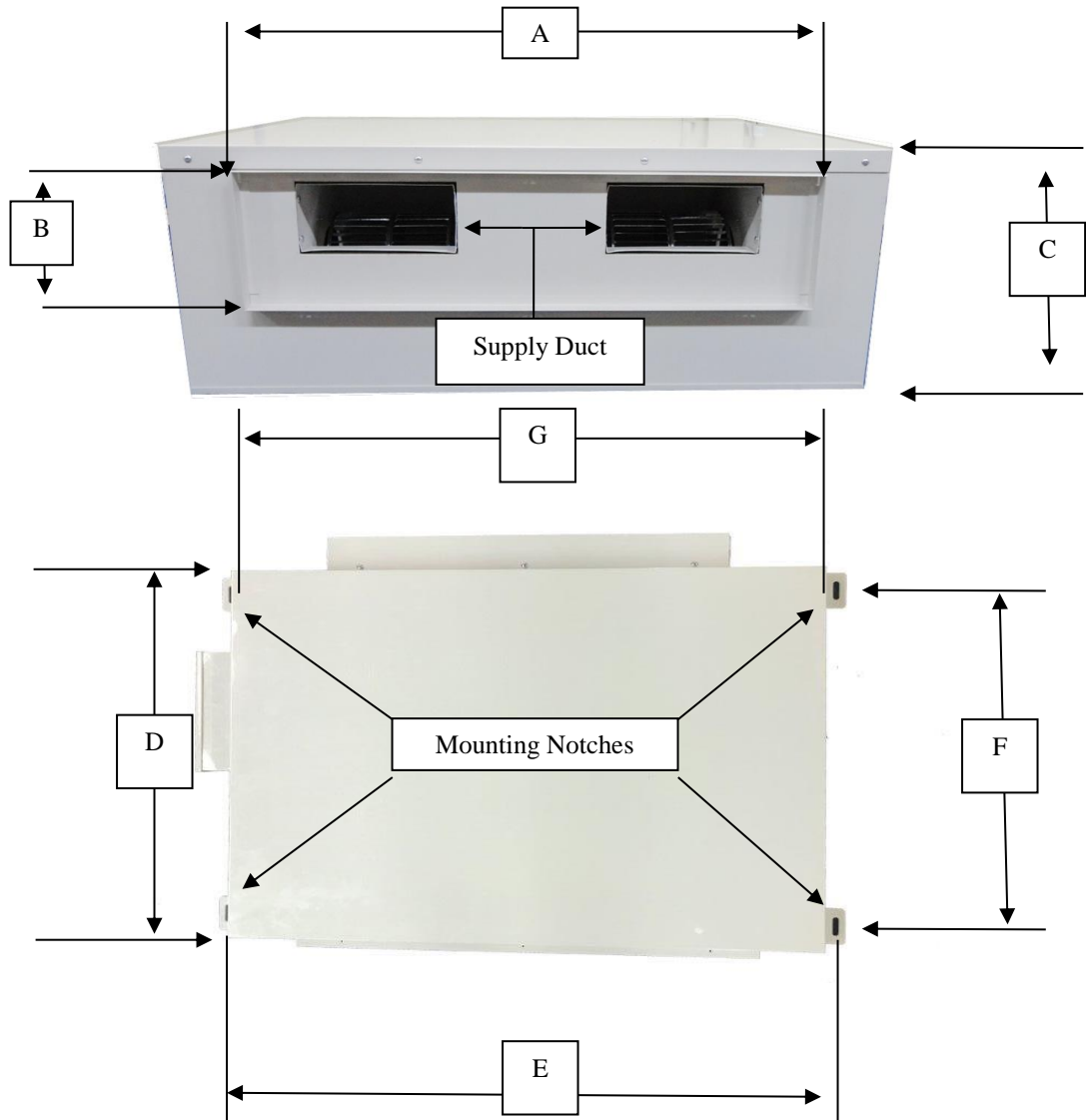
MCFCW-04-4LS-1 Wiring Diagram




These specifications are subject to change without notice.
Check www.multiaqua.com for the latest information.

MCFCW-04-4LS-1 Dimensional Drawing

FAN COIL DIMENSIONS (in.)									
Fan Coil Model Number	A	B	C	D	E	F	G	H	I
MCFCW-04-4LS-01	29.75	6.75	12.25	27.25	38.5	24.25	37.25	26.00	10.25



*These specifications are subject to change without notice.
Check www.multiaqua.com for the latest information.*



*These specifications are subject to change without notice.
Check www.multiaqua.com for the latest information.*

