



MCFCW-08-4LS-1 (4-Pipe) Low Static Chilled/Hot Water Ceiling Concealed Cased Fan Coil 208/230V

4-Pipe Heating & Cooling Fan Coil 24,000 BTUH

*These specifications are subject to change without notice.
Check www.multiaqua.com for the latest information.*

HVAC Guide Specifications

Chilled and Hot Water Fan Coil Low Static
4-Pipe
Nominal Size:
24,000 BTUH

MultiAqua Model Number:
MCFCW-08-4LS-1

Part 1-General

1.01 System Description

MultiAqua Chilled Water Fan Coils are manufactured with heavy gauge galvanized steel to resist corrosion.

1.02 Quality Assurance

- A. Certified in accordance with U.L. Standard 95, latest version (U.S.A.)
- B. Manufactured in a facility registered to ISO 9002, Manufacturing Quality Standard.
- C. Fully load tested at the factory.
- D. Damage resistant packaging.

1.03 Delivery, Storage and Handling

- A. Packaged and readied for shipment from the factory.
- B. Controls shall be capable of withstanding 150°F storage temperatures in the control compartment.
- C. Stored and handled per manufacturer's recommendations.

Part 2-Product

2.01 Equipment

A. General:

- 1. Unit shall be a factory assembled and tested chilled and hot water fan coil.
- 2. Shall be assembled with heavy gauge galvanized steel.
 - 3. Contained with the unit shall be all factory wiring, piping, associated controls and special accessories required prior to start up. Filters are not included with the fan coil.
 - 4. A filter rack is built into the return of each fan coil.

B. Unit Cabinet:

- 1. Composed of heavy gauge galvanized steel casing with a baked polyester powder.
- 2. Shall be internally insulated to ensure quiet operation.

C. Fan Motors:

- 1. Shall be available in 208/230-1-50/60 VAC.
- 2. Fan motors shall be three speed, direct drive, and PSC type.
- 3. Totally enclosed.
- 4. Internal overload protected.

D. Blower Wheels:

- 1. Blower wheels are forward curved and dynamically balanced.

E. External Static Pressure

- 1. Unit shall be rated for a max external static pressure of .3" WG.

F. Water Coil:

- 1. Manufactured with water coils containing 3/8 copper tubing mechanically bonded to aluminum fins.
- 2. Contain both a manual water/ air bleed port per coil.
- 3. Coils have a max operating pressure of 150 PSI.
- 4. Maximum liquid solution temperature is 180 degrees F.

G. Drain Pan:

1. All drain pans shall be coated on both the interior and exterior with baked polyester powder to resist corrosion.
2. The exterior of all drain pans shall be insulated with closed cell insulation to prevent condensation.
3. Pans shall contain sloped drain connection as well as a sloped secondary drain connection.
4. Field supplied and installed P-Traps are required.

Part 3-Controls and Safeties**3.01 Controls**

- A. Fan coils shall be completely factory wired and tested.
- B. All components shall be wired to an internal terminal block to allow for a field installed 24 vac thermostat and or fan speed control.
- C. Controls shall include the following components.
 1. 24vac transformer.
 2. Three fan relays.
 3. Optional thermostats.

3.02 Safeties:

- A. Fan coil shall contain a non-reusable fuse on the secondary voltage side of the transformer.

Part 4-Operating Characteristics:**4.01 Electrical Requirements**

- A. Primary electrical power supply shall enter the unit at a single location.
- B. Electrical power supply shall be rated to withstand 120°F operating ambient temperatures.
- C. Control and high voltage points shall be accessed through terminal block.

Part 6- Definitions:**6.01 Abbreviations**

- A. CFM = Cubic Feet per Minute
- B. DB = Dry Bulb Temperature
- C. EWT = Entering Water Temperature
- D. GPM = US Gallons Per Minute
- E. MBH = BTU X 1000
- F. SC = Sensible Cooling
- G. TC = Total Cooling = Sensible + Latent
- H. WB = Wet Bulb Temperature
- I. WPD = Water Pressure Drop in feet of head
- J. dB = Decibel Level
- K. M = Meter
- L. In = Inches
- M. FPI = Fins per Inch
- N. OD = Outside Diameter
- O. ID = Inside Diameter
- P. MCA = Minimum Circuit Amps
- Q. MOP = Maximum Over current Protection
- R. LBS = Pounds U.S.

6.02 Measurements

- A. All measurements with regard to length, width, and height shall be in inches.

MCFCW-08-4LS-1 Product Specifications

Physical Data										
Model Number	Height (in)	Length (in)	Depth (in)	Weight (lbs.)	Primary Rows FPI	Secondary Rows FPI	Copper Diameter (in)	Water Inlet O.D(in)	Water Outlet O.D(in)	Drain (in)
MCFCW-08-4LS-1	12.25	46	27.25	111	2-14	1-14	3/8	5/8	5/8	3/4

Electrical Data						
Model Number	Nominal CFM	Volts/ Phase/ Hertz	Fan Motor HP	Full Load Ampacity	Fuse or HACR Circuit Breaker Per Circuit	
					MCA	MOP
MCFCW-08-4LS-1	800	208/230-1-50/60	1/2	1.55	1.94	5

MCFCW-08-4LS-1 Chilled Water Performance Data

MCFCW-08-4LS-1 COOLING CAPACITIES (Primary Coil Only)					
CFM	EWT (°F)	ESP IN WC	GPM	ENTERING AIR TEMPERATURE (F)	
					80° D.B. / 67° W.B.
1440	42	0.00	3.50	TC	29291
				SC	24112
				WPD FT	6.7
			4.00	TC	31392
				SC	25254
				WPD FT	8.6
			5.00	TC	34988
				SC	27086
				WPD FT	13.0

MCFCW-08-4LS-1 COOLING CAPACITIES (Primary Coil Only)					
CFM	EWT (°F)	ESP IN WC	GPM	ENTERING AIR TEMPERATURE (F)	
					80° D.B. / 67° W.B.
1172	42	0.10	3.50	TC	27581
				SC	21830
				WPD FT	6.7
			4.00	TC	29499
				SC	22789
				WPD FT	8.6
			5.00	TC	32760
				SC	24337
				WPD FT	13.00

MCFCW-08-4LS-1 COOLING CAPACITIES (Primary Coil Only)					
CFM	EWT (°F)	ESP IN WC	GPM	ENTERING AIR TEMPERATURE (F)	
					80° D.B. / 67° W.B.
1067	42	0.20	3.50	TC	26797
				SC	20830
				WPD FT	6.7
			4.00	TC	28615
				SC	21725
				WPD FT	8.6
			5.00	TC	31759
				SC	23171
				WPD FT	13.00

These specifications are subject to change without notice.
Check www.multiaqua.com for the latest information.

MCFCW-08-4LS-1 COOLING CAPACITIES					
(Primary Coil Only)					
CFM	EWT (°F)	ESP IN WC	GPM	ENTERING AIR TEMPERATURE (F)	
					80° D.B. / 67° W.B.
832	42	0.30	3.50	TC	24623
				SC	18169
				WPD FT	6.7
			4.00	TC	26219
				SC	18896
				WPD FT	8.6
			5.00	TC	28803
				SC	20060
				WPD FT	13.0

MCFCW-08-4LS-1 COOLING CAPACITIES					
(Primary Coil Only)					
CFM	EWT (°F)	ESP IN WC	GPM	ENTERING AIR TEMPERATURE (F)	
					80° D.B. / 67° W.B.
1440	45	0.00	3.50	TC	26644
				SC	22911
				WPD FT	6.6
			4.00	TC	28422
				SC	23981
				WPD FT	8.5
			5.00	TC	31517
				SC	25648
				WPD FT	13.0

MCFCW-08-4LS-1 COOLING CAPACITIES					
(Primary Coil Only)					
CFM	EWT (°F)	ESP IN WC	GPM	ENTERING AIR TEMPERATURE (F)	
					80° D.B. / 67° W.B.
1172	45	0.10	3.50	TC	24924
				SC	20686
				WPD FT	6.7
			4.00	TC	26594
				SC	21573
				WPD FT	8.5
			5.00	TC	29372
				SC	22970
				WPD FT	13.0

These specifications are subject to change without notice.
Check www.multiaqua.com for the latest information.

MCFCW-08-4LS-1 COOLING CAPACITIES					
(Primary Coil Only)					
CFM	EWT (°F)	ESP IN WC	GPM	ENTERING AIR TEMPERATURE (F)	
					80° D.B. / 67° W.B.
1067	45	0.20	3.50	TC	24196
				SC	19731
				WPD FT	6.7
			4.00	TC	25759
				SC	20544
				WPD FT	8.5
			5.00	TC	28404
				SC	21805
				WPD FT	13.0

MCFCW-08-4LS-1 COOLING CAPACITIES					
(Primary Coil Only)					
CFM	EWT (°F)	ESP IN WC	GPM	ENTERING AIR TEMPERATURE (F)	
					80° D.B. / 67° W.B.
832	45	0.30	3.50	TC	22109
				SC	17140
				WPD FT	6.7
			4.00	TC	23457
				SC	17764
				WPD FT	8.6
			5.00	TC	25758
				SC	18802
				WPD FT	13.0

MCFCW-08-4LS-1 COOLING CAPACITIES					
(Secondary Coil Only)					
CFM	EWT (°F)	ESP IN WC	GPM	ENTERING AIR TEMPERATURE (F)	
					80° D.B. / 67° W.B.
1440	42	0.00	3.50	TC	12101
				SC	11197
				WPD FT	3.7
			4.00	TC	12941
				SC	11652
				WPD FT	4.8
			5.00	TC	14693
				SC	12376
				WPD FT	7.4

These specifications are subject to change without notice.
Check www.multiaqua.com for the latest information.

MCFCW-08-4LS-1 COOLING CAPACITIES					
(Secondary Coil Only)					
CFM	EWT (°F)	ESP IN WC	GPM	ENTERING AIR TEMPERATURE (F)	
					80° D.B. / 67° W.B.
1172	42	0.10	3.50	TC	11467
				SC	10272
				WPD FT	3.7
			4.00	TC	12483
				SC	10672
				WPD FT	4.8
			5.00	TC	14212
				SC	11334
				WPD FT	7.4

MCFCW-08-4LS-1 COOLING CAPACITIES					
(Secondary Coil Only)					
CFM	EWT (°F)	ESP IN WC	GPM	ENTERING AIR TEMPERATURE (F)	
					80° D.B. / 67° W.B.
1067	42	0.20	3.50	TC	11355
				SC	9878
				WPD FT	3.7
			4.00	TC	12238
				SC	10263
				WPD FT	4.8
			5.00	TC	13935
				SC	10896
				WPD FT	7.4

MCFCW-08-4LS-1 COOLING CAPACITIES					
(Secondary Coil Only)					
CFM	EWT (°F)	ESP IN WC	GPM	ENTERING AIR TEMPERATURE (F)	
					80° D.B. / 67° W.B.
832	42	0.30	3.50	TC	10866
				SC	8852
				WPD FT	3.7
			4.00	TC	11723
				SC	9192
				WPD FT	4.8
			5.00	TC	13118
				SC	9745
				WPD FT	7.4

These specifications are subject to change without notice.
Check www.multiaqua.com for the latest information.

MCFCW-08-4LS-1 COOLING CAPACITIES					
(Secondary Coil Only)					
CFM	EWT (°F)	ESP IN WC	GPM	ENTERING AIR TEMPERATURE (F)	
					80° D.B. / 67° W.B.
1440	45	0.00	3.50	TC	10999
				SC	10724
				WPD FT	3.7
			4.00	TC	11620
				SC	11104
				WPD FT	4.8
			5.00	TC	12973
				SC	11771
				WPD FT	7.4

MCFCW-08-4LS-1 COOLING CAPACITIES					
(Secondary Coil Only)					
CFM	EWT (°F)	ESP IN WC	GPM	ENTERING AIR TEMPERATURE (F)	
					80° D.B. / 67° W.B.
1172	45	0.10	3.50	TC	10271
				SC	9788
				WPD FT	3.7
			4.00	TC	11090
				SC	10178
				WPD FT	4.8
			5.00	TC	12452
				SC	10744
				WPD FT	7.4

MCFCW-08-4LS-1 COOLING CAPACITIES					
(Secondary Coil Only)					
CFM	EWT (°F)	ESP IN WC	GPM	ENTERING AIR TEMPERATURE (F)	
					80° D.B. / 67° W.B.
1067	45	0.20	3.50	TC	10153
				SC	9411
				WPD FT	3.7
			4.00	TC	10801
				SC	9757
				WPD FT	4.8
			5.00	TC	12174
				SC	10315
				WPD FT	7.4

These specifications are subject to change without notice.
Check www.multiaqua.com for the latest information.

MCFCW-08-4LS-1 COOLING CAPACITIES					
(Secondary Coil Only)					
CFM	EWT (°F)	ESP IN WC	GPM	ENTERING AIR TEMPERATURE (F)	
					80° D.B. / 67° W.B.
832	45	0.30	3.50	TC	9431
				SC	8404
				WPD FT	3.7
			4.00	TC	10255
				SC	8703
				WPD FT	4.8
			5.00	TC	11578
				SC	9192
				WPD FT	7.4

MCFCW-08-4LS-1 COOLING CAPACITIES					
(Primary and Secondary Coil)					
CFM	EWT (°F)	ESP IN WC	GPM	ENTERING AIR TEMPERATURE (F)	
					80° D.B. / 67° W.B.
1440	42	0.00	3.50	TC	32337
				SC	26071
				WPD FT	3.7
			4.00	TC	34771
				SC	27458
				WPD FT	4.7
			5.00	TC	38864
				SC	29629
				WPD FT	7.2

MCFCW-08-4LS-1 COOLING CAPACITIES					
(Primary and Secondary Coil)					
CFM	EWT (°F)	ESP IN WC	GPM	ENTERING AIR TEMPERATURE (F)	
					80° D.B. / 67° W.B.
1172	42	0.10	3.50	TC	30426
				SC	23629
				WPD FT	3.7
			4.00	TC	32566
				SC	24766
				WPD FT	4.7
			5.00	TC	36278
				SC	26585
				WPD FT	7.2

These specifications are subject to change without notice.
Check www.multiaqua.com for the latest information.

MCFCW-08-4LS-1 COOLING CAPACITIES (Primary and Secondary Coil)					
CFM	EWT (°F)	ESP IN WC	GPM	ENTERING AIR TEMPERATURE (F)	
					80° D.B. / 67° W.B.
1067	42	0.20	3.50	TC	29520
				SC	22541
				WPD FT	3.7
			4.00	TC	31522
				SC	23558
				WPD FT	4.7
			5.00	TC	35055
				SC	25244
				WPD FT	7.2

MCFCW-08-4LS-1 COOLING CAPACITIES (Primary and Secondary Coil)					
CFM	EWT (°F)	ESP IN WC	GPM	ENTERING AIR TEMPERATURE (F)	
					80° D.B. / 67° W.B.
823	42	0.30	3.50	TC	26982
				SC	19588
				WPD FT	3.7
			4.00	TC	28712
				SC	20398
				WPD FT	4.7
			5.00	TC	31635
				SC	21734
				WPD FT	7.2

MCFCW-08-4LS-1 COOLING CAPACITIES (Primary and Secondary Coil)					
CFM	EWT (°F)	ESP IN WC	GPM	ENTERING AIR TEMPERATURE (F)	
					80° D.B. / 67° W.B.
1440	45	0.00	3.50	TC	29565
				SC	24830
				WPD FT	3.7
			4.00	TC	31667
				SC	26128
				WPD FT	4.7
			5.00	TC	35224
				SC	28131
				WPD FT	7.2

These specifications are subject to change without notice.
Check www.multiaqua.com for the latest information.

MCFCW-08-4LS-1 COOLING CAPACITIES (Primary and Secondary Coil)					
CFM	EWT (°F)	ESP IN WC	GPM	ENTERING AIR TEMPERATURE (F)	
					80° D.B. / 67° W.B.
1172	45	0.10	3.50	TC	27651
				SC	22462
				WPD FT	3.7
			4.00	TC	29533
				SC	23487
				WPD FT	4.7
			5.00	TC	32651
				SC	25109
				WPD FT	7.2

MCFCW-08-4LS-1 COOLING CAPACITIES (Primary and Secondary Coil)					
CFM	EWT (°F)	ESP IN WC	GPM	ENTERING AIR TEMPERATURE (F)	
					80° D.B. / 67° W.B.
1067	45	0.20	3.50	TC	26804
				SC	21412
				WPD FT	3.7
			4.00	TC	28548
				SC	22330
				WPD FT	4.7
			5.00	TC	31532
				SC	23794
				WPD FT	7.2

MCFCW-08-4LS-1 COOLING CAPACITIES (Primary and Secondary Coil)					
CFM	EWT (°F)	ESP IN WC	GPM	ENTERING AIR TEMPERATURE (F)	
					80° D.B. / 67° W.B.
832	45	0.30	3.50	TC	24328
				SC	18494
				WPD FT	3.7
			4.00	TC	25830
				SC	19209
				WPD FT	4.7
			5.00	TC	28335
				SC	20352
				WPD FT	7.2

These specifications are subject to change without notice.
Check www.multiaqua.com for the latest information.

MCFCW-08-4LS-1 Hot Water Performance Data

This heating performance data is at dry bulb temperature indicated / wet bulb temperature is 56 degrees F.

MCFCW-08-4LS-1 HOT WATER CAPACITIES (Primary Coil)											
ENTERING AIR (°F)	NOMINAL CFM	ESP "WC	GPM	WPD	ENTERING WATER TEMPERATURE (F)						
					100°	110°	120°	130°	140°	150°	160°
70	1440	0.00	3.50	6.2	24581	32558	40587	48658	56764	64897	73052
			4.00	7.9	25677	34022	42419	50860	59335	67839	76366
			5.00	12.0	27350	36252	45206	54202	63234	72294	81376
			6.00	16.8	28563	37865	47217	56610	66036	75490	84966

MCFCW-08-4LS-1 HOT WATER CAPACITIES (Primary Coil)											
ENTERING AIR (°F)	NOMINAL CFM	ESP "WC	GPM	WPD	ENTERING WATER TEMPERATURE (F)						
					100°	110°	120°	130°	140°	150°	160°
70	1172	0.10	3.50	6.2	22591	29897	37247	44633	52049	59488	66947
			4.00	7.9	23474	31075	38719	46399	54110	61844	69596
			5.00	12.0	24800	32839	40920	49036	57180	65348	73533
			6.00	16.8	25744	34092	42479	50900	59348	67817	76304

MCFCW-08-4LS-1 HOT WATER CAPACITIES (Primary Coil)											
ENTERING AIR (°F)	NOMINAL CFM	ESP "WC	GPM	WPD	ENTERING WATER TEMPERATURE (F)						
					100°	110°	120°	130°	140°	150°	160°
70	1067	0.20	3.50	6.2	21650	28644	35680	42748	49844	56963	64098
			4.00	7.9	22443	29701	36999	44330	51689	59069	66467
			5.00	12.0	23633	31270	38955	46672	54414	62178	69958
			6.00	16.8	24457	32376	40330	48314	56323	64350	72394

43692

44999MCFCW-08-4LS-1 HOT WATER CAPACITIES 46888(Primary Coil)											
ENTERING AIR (°F)	NOMINAL CFM	ESP "WC	GPM	WPD48169	ENTERING WATER TEMPERATURE (F)						
					100°	110°	120°	130°	140°	150°	160°
70	823	0.30	3.50	6.2	19020	25213	31304	37487	43692	49914	56149
			4.00	7.9	19587	25960	32243	38611	44999	51405	57823
			5.00	12.0	20413	27045	33604	40236	46888	53554	60233
			6.00	16.8	20978	27785	34531	41341	48169	55010	61863

*These specifications are subject to change without notice.
Check www.multiaqua.com for the latest information.*

MCFCW-08-4LS-1 HOT WATER CAPACITIES (Secondary Coil)											
ENTERING AIR (°F)	NOMINAL CFM	ESP "WC	GPM	WPD	ENTERING WATER TEMPERATURE (F)						
					100°	110°	120°	130°	140°	150°	160°
70	1440	0.00	3.50	3.5	12686	16689	20742	24837	28968	33130	37316
			4.00	4.5	13090	17225	21408	25631	29889	34176	38487
			5.00	7.0	13714	18049	22429	26846	31296	35772	10270
			6.00	9.9	14174	18655	23178	27736	32323	36935	41567

MCFCW-08-4LS-1 HOT WATER CAPACITIES (Secondary Coil)											
ENTERING AIR (°F)	NOMINAL CFM	ESP "WC	GPM	WPD	ENTERING WATER TEMPERATURE (F)						
					100°	110°	120°	130°	140°	150°	160°
70	1172	0.10	3.50	3.5	11856	15577	19342	23143	26974	30832	34712
			4.00	4.5	12204	16037	19912	23823	27762	31727	25712
			5.00	7.0	12737	16741	20783	24858	28959	33083	37226
			6.00	9.9	13128	17255	21418	25610	29827	34065	38320

MCFCW-08-4LS-1 HOT WATER CAPACITIES (Secondary Coil)											
ENTERING AIR (°F)	NOMINAL CFM	ESP "WC	GPM	WPD	ENTERING WATER TEMPERATURE (F)						
					100°	110°	120°	130°	140°	150°	160°
70	1067	0.20	3.50	3.5	11459	15052	18685	22352	26049	29769	33509
			4.00	4.5	11782	15480	19215	22984	26780	30598	34436
			5.00	7.0	12277	16132	20022	23942	27887	31853	35836
			6.00	9.9	12639	16607	20609	24637	28689	32759	36846

MCFCW-08-4LS-1 HOT WATER CAPACITIES (Secondary Coil)											
ENTERING AIR (°F)	NOMINAL CFM	ESP "WC	GPM	WPD	ENTERING WATER TEMPERATURE (F)						
					100°	110°	120°	130°	140°	150°	160°
70	832	0.30	3.50	3.5	10360	13616	16874	20175	23499	26843	30203
			4.00	4.5	10621	13960	17301	20682	24086	27508	30945
			5.00	7.0	11018	14480	17946	21447	24969	28506	32058
			6.00	9.9	11306	14856	18411	21998	25603	29223	32855

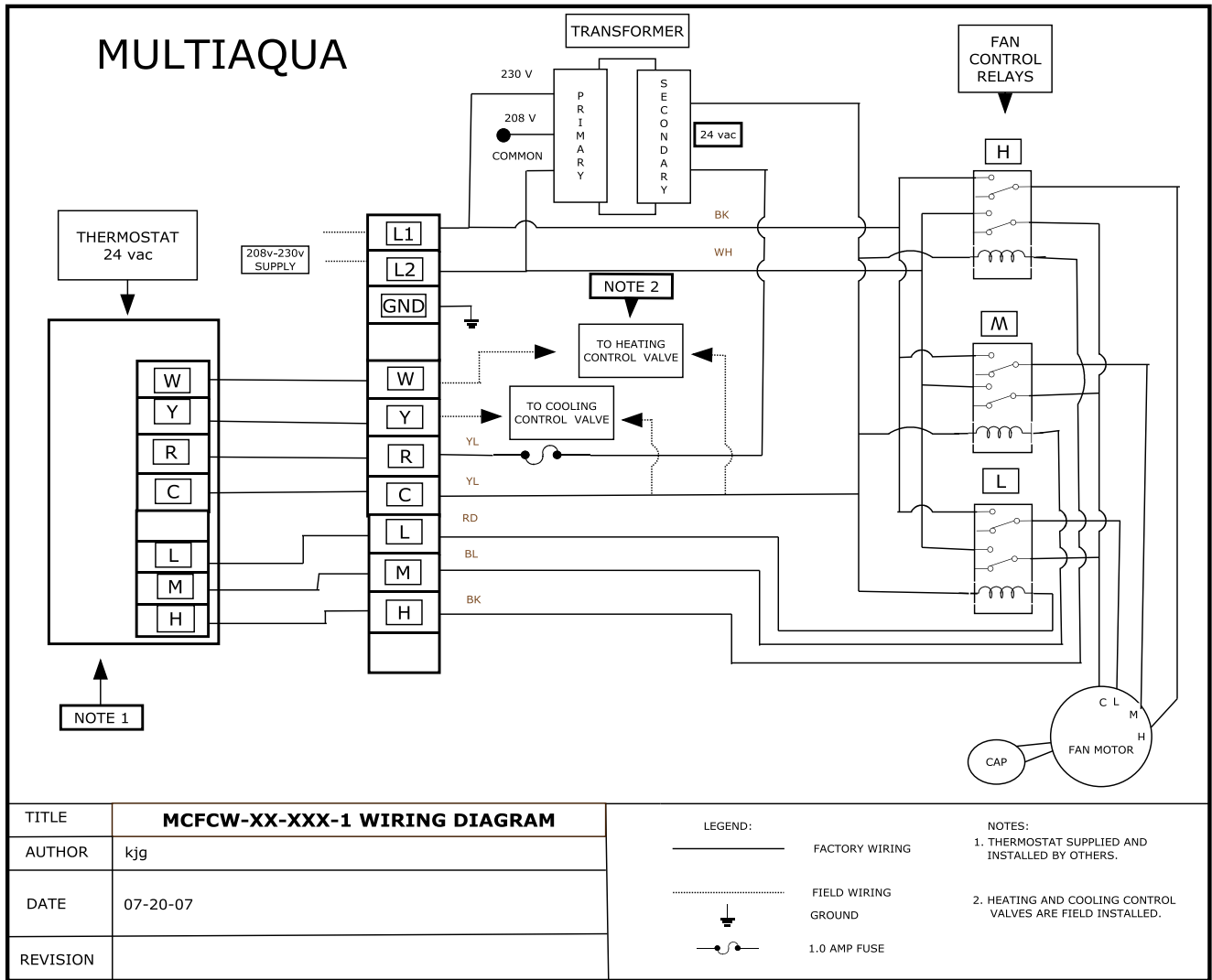
MCFCW-08-4LS-1 HOT WATER CAPACITIES (Primary and Secondary)											
ENTERING AIR (°F)	NOMINAL CFM	ESP "WC	GPM	WPD	ENTERING WATER TEMPERATURE (F)						
					100°	110°	120°	130°	140°	150°	160°
70	1440	0.0	3.50	3.4	27174	36051	44994	53991	63033	72111	81218
			4.00	4.4	28524	37856	47256	56713	66215	75756	85326
			5.00	6.7	30581	40602	50690	60835	71027	81257	91518
			6.00	9.5	32064	42575	53151	63782	74459	85172	95916

MCFCW-08-4LS-1 HOT WATER CAPACITIES (Primary and Secondary)											
ENTERING AIR (°F)	NOMINAL CFM	ESP "WC	GPM	WPD	ENTERING WATER TEMPERATURE (F)						
					100°	110°	120°	130°	140°	150°	160°
70	1172	0.10	3.50	3.4	24980	33115	41307	49546	57824	66134	74469
			4.00	4.4	26049	34541	43090	51687	60324	68992	77686
			5.00	6.7	27639	36657	45731	54851	64009	73198	82412
			6.00	9.5	28754	38138	47573	57052	66566	76111	85678

MCFCW-08-4LS-1 HOT WATER CAPACITIES (Primary and Secondary)											
ENTERING AIR (°F)	NOMINAL CFM	ESP "WC	GPM	WPD	ENTERING WATER TEMPERATURE (F)						
					100°	110°	120°	130°	140°	150°	160°
70	1067	0.20	3.50	3.4	23930	31715	39553	47435	55353	63300	71271
			4.00	4.4	24878	32979	41132	49328	57561	65823	74109
			5.00	6.7	26272	34832	43442	52093	60778	69491	78227
			6.00	9.5	27239	36112	45032	53991	62982	71998	81036

MCFCW-08-4LS-1 HOT WATER CAPACITIES (Primary and Secondary)											
ENTERING AIR (°F)	NOMINAL CFM	ESP "WC	GPM	WPD	ENTERING WATER TEMPERATURE (F)						
					100°	110°	120°	130°	140°	150°	160°
70	823	0.30	3.50	3.4	20954	27834	34584	41453	48350	55270	62208
			4.00	4.4	21601	28685	35654	42733	49838	56965	64111
			5.00	6.7	22522	29890	37166	44536	51930	59344	66773
			6.00	9.5	23136	30690	38169	45728	53308	60907	68520

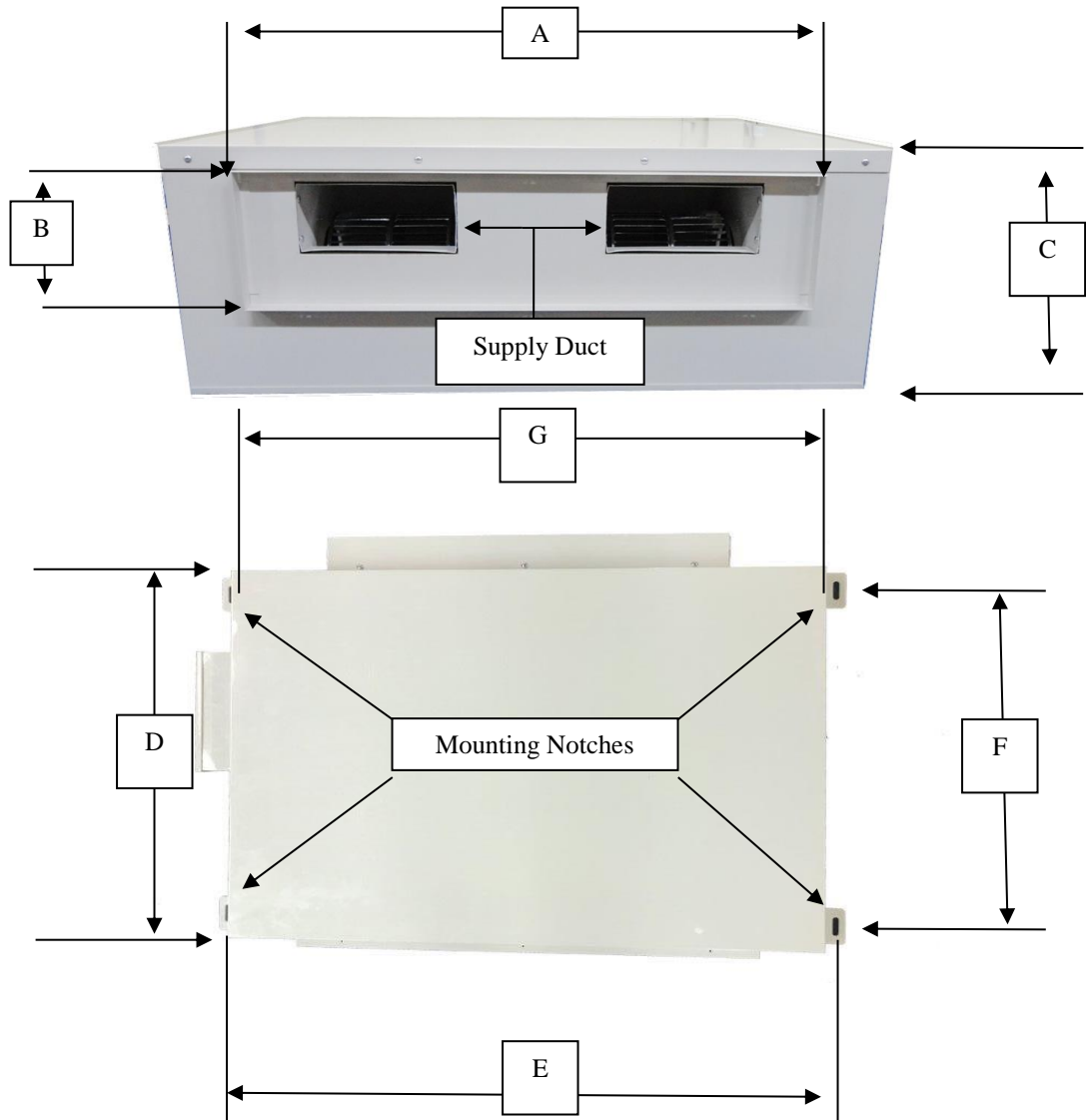
MCFCW-08-4LS-1 Wiring Diagram




These specifications are subject to change without notice.
Check www.multiaqua.com for the latest information.

MCFCW-08-4LS-1 Dimensional Drawing

FAN COIL DIMENSIONS (in.)									
Fan Coil Model Number	A	B	C	D	E	F	G	H	I
MCFCW-08-4LS-01	29.75	6.75	12.25	27.25	47.5	24.25	46	34.5	10.25



*These specifications are subject to change without notice.
Check www.multiaqua.com for the latest information.*



*These specifications are subject to change without notice.
Check www.multiaqua.com for the latest information.*

